

# ARKANSAS RAZORBACKS

Associate Communications Director Jeri Thorpe | jthorpe@uark.edu | Cell-479-283-3344

## '16-'17 SCHEDULE

All: 7-0 | SEC: 0-0 | H: 4-0 | A: 1-0 | N: 2-0 | Ranked: 0-0

NOVEMBER (0-0)		W/L	SCORE
3	OKLA. BAPTIST (EXH)	W	79-32
11	SAM HOUSTON STATE	SECN+ W	71-39
13	LOUISIANA-MONROE	- W	92-46
17	SOUTH DAKOTA	SECN+ W	70-67
21	STETSON	SECN+ W	79-62
25	vs. Memphis!	- W	91-61
26	vs. Navy!	- W	70-67
30	at Tulsa	CST W	57-50
DECEMBER (0-0)			
3	TEXAS TECH*	SECN	3:00 PM
7	BUTLER	SECN+	7:00 PM
11	at Missouri State	-	2:00 PM
18	NORTHWESTERN STATE	SECN+	2:00 PM
21	ORAL ROBERTS	SECN+	1:00 PM
28	HOUSTON BAPTIST	SECN+	7:00 PM
JANUARY (0-0)			
1	at Ole Miss*	SECN	4 p.m.
5	MISSISSIPPI STATE*	SECN+	7 P.M.
8	LSU *	SECN+	2 P.M.
12	at Texas A&M*	SECN+	7 p.m.
15	at Alabama*	SECN	4 p.m.
19	VANDERBILT*	SECN+	7 P.M.
23	MISSOURI*	SECN	6 P.M.
29	at LSU*	SECN	1 p.m.
FEBRUARY (0-0)			
2	GEORGIA*	SECN+	7 P.M.
5	SOUTH CAROLINA*	ESPN2	1 P.M.
9	at Florida*	SECN+	6 p.m.
12	at Missouri*	SECN	5 p.m.
16	KENTUCKY*	SECN+	7 P.M.
19	at Tennessee*	SECN	2 p.m.
23	at Vanderbilt*	SECN+	7 p.m.
26	AUBURN*	SECN	2 P.M.
MARCH (0-0)			
1-5	SEC Tournament	SECN/ESPNU/ESPN2	TBA

! - Nugget Classic (Reno, Nevada)  
 ^ - SEC/Big 12 Challenge (Campus Sites)  
 \* - Southeastern Conference Game  
 All home games played in BWA (19,200)  
 All times central and subject to change.

## SEASON HONORS

### Jessica Jackson

- ▶ Preseason All-SEC First Team selection (Coaches)

### Jailyn Mason

- ▶ SEC Freshman of the Week (Nov. 29)

## GAME 8 | ARKANSAS (7-0 | 0-0) VS. TEXAS TECH (4-2 | 0-0)

### RAZORBACKS

Head Coach: Jimmy Dykes

@CoachJimmyDykes

At Arkansas: 37-32 (3)

Career Record: 37-32 (3)

W/L Streak: Win 7



### LADY RAIDERS

Coach: Candi Whitaker

School Record: 38-60 (4)

Career Record: 115-153 (9)

W/L Streak: Texas Tech W1

### SERIES INFO

All Time: Arkansas leads 17-9 \\\ Fayetteville: 10-0 \\\ Lubbock: 4-5 \\\ Neutral: 3-4 \\\ Arkansas is 4-1 in last 5 meetings

Arkansas lost the most recent meeting with the Lady Raiders, 75-60 in Fayetteville in 2009

SEC Network \\\ Carol Ross and Pam Ward \\\ <http://es.pn/2fKBxhz>

Razorback Sports Network \\\ PxP: Phil Elson

LR - KABZ-FM-103.7 \\\ Fayetteville - KQSM-FM-92.1 \\\ Ft. Smith - KFPW-AM-1230/FM-94.5 \\\ Rogers - KURM-AM-790/FM-100.3

[bit.ly/WBBStatsTT](http://bit.ly/WBBStatsTT)



## STORYLINES

### JESSICA JACKSON

- ▶ Seven games with double figures
- ▶ Ranks seventh in career points (1,556), eighth in blocks (115) and 18th in career rebounds (609)
- ▶ Season goal is to shoot more FT (18-32) than 3's (13-33)
- ▶ 83 games with double figure scoring
- ▶ 24 games with 20+ points (two as a senior)
- ▶ Named tournament MVP at Nugget Classic after scoring 29 points and grabbing eight rebounds in two games
- ▶ Ranks 14th in the NCAA among active players with 1,556 career points, 18th for field goal attempts with 1,334 and is 25th with 537 field goals made



### DEFENSE DEFINES US


- ▶ 196 defensive rebounds
- ▶ Holding opponents to .354 from the field
- ▶ Held Stetson to two offensive rebounds; Held Tulsa to season low field goal percentage (29.7) and 3-point field goal percentage (14.3)
- ▶ Arkansas had 11 consecutive defensive stops in the fourth quarter in a come-from-behind win at Tulsa
- ▶ Forced 105 turnovers; grabbed 54 steals

### TOUGH SCHEDULE

- ▶ Arkansas faces four nonconference and 14 total opponents who advanced to the postseason last year
- ▶ The Razorbacks defeated the 2016 WNIT Champion South Dakota, who returned all of its starters from a year ago
- ▶ This week in the polls - (AP): South Carolina (3), Mississippi State (6), Kentucky (17), Florida (19), Tennessee (22), Auburn (23), Texas A&M (25), Missouri (RV 6)
- ▶ Northwestern State picked sixth/T5th; Houston Baptist picked 8th/8th; Sam Houston State picked 9th/9th in Southland preseason coach's/sports information director's polls

### NEWCOMERS CONTRIBUTE

- ▶ McDonald's All-American **Aaliyah Wilson** made her collegiate debut against Stetson
- ▶ Ten different players saw action and eight different players scored for the Razorbacks against Stetson
- ▶ Even though **Bailey Zimmerman** and **Keiryn Swenson** are sophomores, they are seeing significantly more playing time and better numbers this season
- ▶ **Bailey Zimmerman** ranks 21st in the NCAA with a 5.0 assist/turnover ratio
- ▶ **Jailyn Mason** -- Career bests for points (11), FG (5), FGA (10), Rebounds (6) against Stetson. Mason earned **SEC Freshman of the Week** honors Nov. 29 after helping Arkansas to the Nugget Classic title in Reno, Nevada.



**LAST GAME'S STARTERS**  
**NUMERICAL**

NO.	NAME	POS	HT	CL	HOMETOWN/HS/PREVIOUS SCHOOL	PPG	RGP	APG	FG%	3FG%	FT%
00	Jessica Jackson	F	6-3	Sr	Jacksonville, Ark./Jacksonville HS	16.7	6.4	2.0	.430	.394	.563
2	Aaliyah Wilson	G/F	5-10	Fr	Muskogee, Okla./Muskogee HS	5.0	4.0	2.5	.304	.333	1.000
3	Malica Monk	G	5-5	So	N. Little Rock, Ark./NLR HS	10.6	2.7	3.7	.600	-	.909
4	Keiryn Swenson	G/F	6-1	So	Wichita, Kan. /Maize HS	8.0	3.7	0.4	.534	.500	.667
10	Kiara Williams	F/C	6-1	Fr	Little Rock, Ark./LR Central HS	3.6	3.0	-	.615	-	.333
12	Briunna Freeman	G	5-9	So	Pelham, Ga./Pelham HS	8.2	2.6	0.2	.696	-	.643
14	Jailyn Mason	PG	5-9	Fr	Mason, Ohio/William Mason HS	8.0	3.9	2.9	.462	.600	.667
20	Sydney Stout	F	6-0	Fr	Bixby, Okla./Bixby HS	1.0	0.3	-	.333	.333	-
21	Devin Cospier	G	5-10	Jr	Coffeyville, Kan. / Field Kindley HS / Coffeyville CCC	2.8	1.5	1.8	.318	-	.750
22	Bailey Zimmerman	G/F	6-0	So	St. Vincent, Ark. /Wonderview HS	5.4	4.9	1.7	.406	.364	.571
35	Alecia Cooley	C	6-4	Sr	Evanston, Ill. / Evanston Township HS / State Fair CC	8.9	6.7	1.3	.500	-	.733
42	Yasmeen Ratliff	C	6-5	Fr	Alpharetta, Ga./St. Francis Day	DNP					

**ROSTER SUPERLATIVES**

**BY YEAR**

SR	2	Jackson, Cooley
JR	1	Cospier
SO	4	Monk, Swenson, Freeman, Zimmerman
FR	5	Wilson, Williams, Mason, Stout, Ratliff

**BY STATE**

Arkansas	4	Jackson, Monk, Williams, Zimmerman
Illinois	1	Cooley
Georgia	2	Freeman, Ratliff
Kansas	2	Swenson, Cospier
Ohio	1	Mason
Oklahoma	2	Wilson, Stout

**BY POSITION**

Guard	4	Monk, Freeman, Mason, Cospier
G/F	3	Wilson, Swenson, Zimmerman
Forward	3	Jackson, Williams, Stout
Center	2	Cooley, Ratliff

**PRONUNCIATION GUIDE**

Aaliyah	uh-LEE-uh
Malica	mal-l-ka
Keiryn	KEER-rynn
Kiara	key-ARE-uh
Briunna	BRE-uh-nah
Jailyn	JAY-lynn
Alecia	uh-LEE-c-uh
Yasmeen	yas-MEAN
Tari	TAR-e
Deffebaugh	DEFF-uh-baugh

**STARTING LINEUPS**

OPPONENT	GUARD	GUARD	FORWARD	FORWARD	CENTER
OK BAPT (Exh)	Monk	Mason	Jackson	Zimmerman	Cooley
SHSU	Monk	Mason	Jackson	Zimmerman	Cooley
ULM	Monk	Mason	Jackson	Zimmerman	Cooley
S DAKOTA	Monk	Mason	Jackson	Zimmerman	Cooley
STETSON	Monk	Mason	Jackson	Zimmerman	Cooley
vs. Memphis	Monk	Mason	Jackson	Zimmerman	Cooley
vs. Navy	Monk	Mason	Jackson	Zimmerman	Cooley
at Tulsa	Monk	Mason	Jackson	Zimmerman	Cooley
TEXAS TECH					
BUTLER					
at Mo State					
NSU					
ORU					
HBU					
Ole Miss					
MISS STATE					
LSU					
Texas A&M					
Alabama					
VANDERBILT					
MISSOURI					
LSU					
GEORGIA					
S CAROLINA					
Florida					
Missouri					
KENTUCKY					
Tennessee					
Vanderbilt					
AUBURN					
SEC Tournament					

## WHAT WE ARE TALKING ABOUT

- ▶ Arkansas is 23-10 in home games under head coach Jimmy Dykes. That mark includes a 4-0 record this season and a 13-4 record in nonconference home games.
- ▶ Arkansas is 1-1 all-time in the SEC/Big 12 Challenge that began in the 2014-15 season, defeating Oklahoma in 2014 (North Little Rock) and falling to Texas in 2015 (Oklahoma City).
- ▶ Arkansas is 87-69 all-time against Big 12 opponents, including 49-17 in games played in Fayetteville. Texas Tech is the second-most played Big 12 opponent behind Baylor (28 games).
- ▶ Arkansas defeated Texas Tech 60-51 in the tournament final to win its first and only Southwest Conference Championship in 1991, which was also Arkansas' last season in the SWC.
- ▶ Texas Tech has played in 20 NCAA Tournaments, most recently in 2013, and has advanced to 11 Sweet 16s, four Elite Eights, one Final Four (1993) and one national title (1993).
- ▶ Arkansas is one of four remaining undefeated teams in the SEC and one of 26 remaining undefeated teams in NCAA Division I. The other undefeated SEC teams are Mississippi State (7-0), Alabama (5-0) and South Carolina (5-0).
- ▶ Jessica Jackson has scored in double figures in each of the first seven games this season. She is averaging a team-best 16.7 points per game, which also ranks eight in the SEC.
- ▶ Jessica Jackson has scored in double figures in the first half three times this year, including two games with 10 points in the first quarter (Stetson and Tulsa).
- ▶ Jessica Jackson scored a season-high 22 points in the 57-50 win at Tulsa. It was her second 20-point game of the season and her 22nd career 20-points game.
- ▶ Bailey Zimmerman scored a career-high 11 points at Tulsa, her first career game in double figures. Her previous career high was nine points.
- ▶ Arkansas has won the rebounding battle in six of the first seven games this season, improving to 29-7 when outrebounding its opponents under head coach Jimmy Dykes.
- ▶ Arkansas ranks fourth in the SEC and 18th in the nation in rebound margin, outrebounding opponents by 12.0 rebounds per game.
- ▶ Arkansas ranks fourth in the SEC and 23rd nationally in field-goal percentage (47.3 percent) and second in the SEC and 32nd nationally in 3-point field goal percentage (37.8 percent).
- ▶ Arkansas has already shot 45 percent or better four times this season. Arkansas shot 45 percent or better twice all of last season (30 games) and six times all of 2014-15 season (32 games).
- ▶ Arkansas is off to 7-0 start for the first time under head coach Jimmy Dykes and the first time

since the 2013-14 season, when the Razorbacks won each of its first 13 games, completing a 13-0 nonconference in the regular season.

### THIRD SEASON FOR JIMMY DYKES

Since Jimmy Dykes took over as head coach (2+ seasons), Arkansas has:

- ▶ Won 37 games
- ▶ Reached the second round of the NCAA Tournament (2014-15)
- ▶ Reached the third round of the SEC Tournament (2014-15)
- ▶ Had an All-SEC First-Team selection (Jessica Jackson, 2015-16)
- ▶ Defeated six ranked teams (three 2015 and 2016)
- ▶ Had eight players named to the SEC Academic Honor Roll and 25 to the Athletics Department Academic Honor Roll
- ▶ For just the third time under head coach Jimmy Dykes, Arkansas won when allowing its opponent to shoot 45 percent or better from the floor, when South Dakota shot 56.8 percent in a 70-67 loss.
- ▶ For just the fifth time under head coach Jimmy Dykes, Arkansas won when trailing at halftime, erasing a 28-27 halftime deficit in a 70-67 win over South Dakota.
- ▶ Arkansas improves to 23-10 in home games, including 15-5 in nonconference home games, under head coach Jimmy Dykes.

### COOL STATS

- ▶ Arkansas leads the nation (11/27/16) in most improved field goal percentage from last season.

#### Top 10 Improved FG% Teams

TEAM	PCT Improvement
1 ARKANSAS	12.16%
2 Providence	10.89%
3 Nevada	8.56%
4 Alabama	8.49%
5 Louisiana Tech	8.34%
6 Portland State	8.04%
7 Mississippi State	7.95%
8 Siena	7.67%
9 Eastern Illinois	7.66%
10 Towson	7.38%

### THE FOURTH QUARTER

- ▶ Arkansas is shooting 49.0% (48-98) in the fourth quarter through the first seven games
- ▶ Jessica Jackson averages 4.1 ppg and Briunna Freeman 4.0 ppg in the final frame
- ▶ Arkansas is holding opponents to 43.1% (44-102) and just 32.3% (10-31) from distance
- ▶ The Razorbacks are outrebounding opponents 49-30 in the fourth quarter

## SEEING DOUBLE

### DOUBLE FIGURE GAMES

Jessica Jackson (83/23)	Times	20+
2013-14	25	8
2014-15	26	5
2015-16	25	8
2016-17	7	2

Devin Cospser (14)	Times
2015-16	14
2016-17	TBA

Jordan Danberry (11)	Times
2015-16	10
2016-17	1

Alecia Cooley (11)	Times
2015-16	7
2016-17	4

Malica Monk (7)	Times
2015-16	3
2016-17	4

Keiryn Swenson (3)	Times
2016-17	3

Jailyn Mason (2)	Times
2016-17	2

Briunna Freeman (3)	Times
2016-17	3

Aaliyah Wilson (1)	Times
2016-17	1

Bailey Zimmerman (1)	Times
2016-17	1

### DOUBLE-DOUBLES

#### Jessica Jackson

Pts	Reb	Opponent	Date
16	10	Florida	1-29-16
15	12	at Butler	12-13-15
13	10	Southeastern La.	11-13-15
20	13	SHSU	11-15-15
19	11	at Missouri	3-1-15
17	13	LSU	2-22-15
14	11	at Alabama	2-1-15
18	10	No. 5/8 Texas A&M	1-4-15
19	12	Savannah State	11-16-14
18	11	Tennessee Tech	12-20-13
23	10	at Florida	1-9-14
31	10	Ole Miss	1-19-14
19	12	Auburn	2-2-14
21	11	Ole Miss (SEC)	4-5-14

#### Alecia Cooley

Pts	Reb	Opponent	Date
11	10	Florida	1-28-16
12	10	No. 24 Missouri	1-17-16
12	10	Missouri State	12-2-15
10	11	Memphis	12-25-16

## ARKANSAS' BENCH

- ▶ The Razorback bench has outscored the opponent's bench 183-112 this year
- ▶ Briunna Freeman leads the team off the bench with 8.2 ppg followed by 8.0 ppg from Keiryn Swenson
- ▶ Arkansas' bench has hit 15 3-pointers compared to just three by opponents

## STORYLINES

### #BeArkansas

#BeArkansas - We keep the players who fit our program's needs home as well as show other great players what it means to represent the Razorbacks

- ▶ Five in-state players
- ▶ Five newcomers had offers from several other schools but chose Arkansas because of the coaching staff, the current players and the university
- ▶ Fayetteville No. 1 In Best Value. More: <http://bit.ly/2emfcaQ>.
- ▶ Be Relentless...Be Hard To Guard...Be the team no one wants to play

## Expectations

Dykes has high expectations for this season. He has nine returners and five newcomers who will impact the team from day one.

- ▶ Return 77.9% of our scoring including our top three scores (Jackson, Cosper, Danberry)
- ▶ Return 70.3% of our rebounding including three of the top four (lost Melissa Wolff)
- ▶ Nine returning players and five newcomers including ESPN No. 30 Aaliyah Wilson

## Awards \ Honors \ Goals

Jessica Jackson returns for her senior season as just the fourth player in program history to earn All-SEC First Team honors. Her goal is to elevate her game and get drafted by the WNBA at the end of the year.

Newcomer Aaliyah Wilson is just the second McDonald's All-American to sign with Arkansas out of high school. Expectations are high for this freshman.

**Jailyn Mason** earned **SEC Freshman of the Week** honors Nov. 29, after helping the Razorbacks to the Nugget Classic title in Reno. It is her first collegiate honor and the first for Arkansas this season.

## Building a Strong Foundation

Jimmy Dykes is building a strong foundation. The goal is to win but he won't sacrifice the process. Academics, work ethic and attitude will impact playing time as much as a player's shooting percentage.

- ▶ Getting players who fit our style on and off the court
- ▶ Getting things done in the classroom - six consecutive semesters above a 3.0 GPA

## HOME SWEET HOME

- ▶ Arkansas is 250-96 in 24 seasons in Bud Walton
- ▶ Jimmy Dykes is 24-10 in BWA (8-6/11-4/4-0)

## JACKSON AMONG SEC LEADERS

Jessica Jackson ranks in the top-5 in several categories among the active leaders in the SEC

- ▶ 1. Scoring with 1556 points
- ▶ 1. Field Goals Made with 53
- ▶ 1. 3-Point Field Goals Made with 165
- ▶ 3. Rebounding with 609 boards

## ACTION JACKSON

- ▶ Jessica Jackson was the second fastest player in program history to reach 1,000 career points.
- ▶ She was the 19th player in program history to score at least 1,000 career points and grab at least 500 career rebounds reaching that milestone at LSU in 2016.
- ▶ Jackson became just the seventh player to score at least 1,000 career points, grab at least 500 rebounds and have at least 100 career blocks at Auburn as a junior
- ▶ She is one of four players to score at least 1,500 points, grab 600+ rebounds and have at least 100 blocks

## JACKSON'S NUMBERS

- ▶ Scored in double figures in seven games this season and 82 career games
- ▶ Thirteen career double doubles
- ▶ Scored 20+ points 23 times in her career/ Twice as a senior
- ▶ She has been Arkansas' leading scorer (or tied for the lead) in six of seven games this year
- ▶ She has been among Arkansas' leading rebounders in three games this year
- ▶ Jessica Jackson ranks 18th with 609 career rebounds
- ▶ Jessica Jackson ranks eighth with 115 career blocked shots - one block shy of moving up a spot

## ON THIS DATE

Dec. 3 (13-1)					
1981	Arkansas	78	Centenary	55	Camden, Ark.
1982	Arkansas	55	Montana	43	
1983	Arkansas	71	Oklahoma St.	66	
1988	Arkansas	75	UTSA	57	
1991	Arkansas	72	Oklahoma St.	57	
1993	Arkansas	92	Boise State	75	Honolulu
1994	Arkansas	85	SMU	79	
1996	Arkansas	61	Rice	77	
1999	Arkansas	80	Baylor	69	Waco
2003	Arkansas	67	W. Kentucky	65	
2004	Arkansas	78	Wichita St.	55	
2006	Arkansas	90	Texas So.	50	Fayetteville
2008	Arkansas	76	Memphis	69	
2011	Arkansas	59	MTSU	53	Murfreesboro

Dec. 7 (4-6)					
1981	Arkansas	61	Oral Roberts	75	Tulsa
1988	AR	63	#9 MS	75	Oxford
1991	Arkansas	61	Houston	78	
1996	Arkansas	73	Boise State	44	Kona, Hawaii
1997	Arkansas	67	SMSU	79	
2000	Arkansas	80	Dayton	77	
2001	Arkansas	63	No. Iowa	67	
2002	Arkansas	63	Rice	50	
2004	Arkansas	59	Memphis	53	
2009	Arkansas	55	Northwestern	67	

## POINTS/REBOUNDS/BLOCKS

Player	Points	Rebs	Blocks
Shemeka Christon (01-04)	1951	714	162
Delmonica DeHorney (88-91)	1785	641	235
<b>JESSICA JACKSON (14-PRES)</b>	<b>1556</b>	<b>609</b>	<b>115</b>
Sarah Watkins (10-13)	1386	604	201
Stephanie Bloomer (92-95)	1159	691	126
Amanda Holley (82-84)	1154	683	147
Kim Bunge (80-83)	1047	652	116

## POINTS

Name (Career)	Yr	Gp	Pts
1. Bettye Fiscus (81-85)	4	112	2,073
2. Shameka Christon (00-04)	4	123	1,951
3. Del. DeHorney (87-91)	4	115	1,785
4. Kimberly Wilson (93-97)	4	120	1,733
5. Shelly Wallace (85-89)	4	119	1,583
6. Wendi Willits (97-01)	4	131	1,574
<b>7. JESSICA JACKSON (14-PRES.)</b>	<b>3+</b>	<b>98</b>	<b>1,556</b>
8. C'eira Ricketts (09-12)	4	129	1,537
9. Christy Smith (94-98)	4	111	1,459
10. Karyn Karlin (96-00)	4	111	1,441

## MONK POSTS CAREER NUMBERS

- ▶ Started every game as a sophomore at point guard
- ▶ Tied her season-best with 12 points in come-from-behind win over defending WNIT Champion South Dakota
- ▶ Posted a career-best with 18 points against Stetson
- ▶ Has had four games in double figure scoring
- ▶ Ranks tied for ninth in the SEC in assists (3.7)
- ▶ Ranks tied for third the SEC in free throw percentage (.900) and is 18-for-20 on the year
- ▶ Ranks tied for eighth in the SEC in steals (2.3)



## WE ARE FAMILY

Several Razorback players hail from large families. Check out some of the family sizes here.

Briunna Freeman	9
Brittany, James, Leonard, Duntrez, Rhaheem, Javell, Shambrika, Kendra, Brandon	
Jessica Jackson	7
Chris, Adrian, Asia, Jennifer, Kailyn, Cedric, Khylan	
Alecia Cooley	7
Mia, Cojuan, Janava, Cheri, Laurie, Amber, Jasmine	
Yasmeen Ratliff	5
Stacia, Alexis, Sasha, Adonis, Darius	
Kiara Williams	4*
Jasmine Davis, Rodney Davis, Deunte Davis, Deundre Davis	
Bailey Zimmerman	3
John Paul, Jordan, Brooke	
Malica Monk	2
Mark, Mason	
Keiryn Swenson	2
Kameron, Konner	
Tatiana Smith	2
Christopher, the late Kevin Smith	
Aalyah Wilson	2**
Devante, Alexis	
Devin Cosper	1
Sierra	
Sydney Stout	1
Savanna	
Jailyn Mason	14***
Roman, Amari, Elijah, Isaiah	

\*Williams also grew up with 2 aunts and a cousin in the household

\*\*Grandmother had 16 kids so she had a lot of cousins around

\*\*\*Has 14 siblings and is closest with the ones who are listed

## SPEAKING OF FAMILY

Bailey Zimmerman is a cousin of Arkansas men's basketball assistant coach Matt Zimmerman.

## MASON JUMPS IN

- ▶ Started all games this year
- ▶ Career-best 10 points in come-from-behind win over South Dakota
- ▶ Bettered that with a career-best 11 points in the win over Stetson
- ▶ Career bests for points (11), FG (5), FGA (10), Rebounds (6) against Stetson
- ▶ Ranks 12th in the SEC with 2.6 assist/turnover ratio

## 2016-17 NEWCOMERS

### FRESHMAN VIDEOS

Get to know our newcomers in their own words. Watch Now!

**MASON** - [bit.ly/MasonShoe](http://bit.ly/MasonShoe)

**RATLIFF** - [bit.ly/YasRatliff](http://bit.ly/YasRatliff)

**STOUT** - [bit.ly/GTKStout](http://bit.ly/GTKStout)

**WILLIAMS** - [BIT.LY/KIARAWILLIAMS](http://BIT.LY/KIARAWILLIAMS)

**WILSON** - [bit.ly/AWilsonHorses](http://bit.ly/AWilsonHorses)

- ▶ Yasmeen Ratliff is the daughter of long-time NBA player Theo Ratliff
- ▶ Ratliff says defense is her strength
- ▶ Kiara Williams grew up in a busy household with two step-brothers, a little sister and little brother, a cousin and two aunts
- ▶ Williams is a big fan of the Marvel superhero movies
- ▶ Jailyn Mason has an Air Jordan shoe collection
- ▶ Check out the photos of Mason's collection here > [bit.ly/MasonShoe](http://bit.ly/MasonShoe)
- ▶ Aaliyah Wilson has three siblings and a lot of cousins - her grandmother had 16 children
- ▶ Wilson loves to ride horses and has owned a couple of horses

## SCORING AND REBOUNDING RETURN

- ▶ Arkansas returns 77.9 percent of its scoring from last year
- ▶ The Razorbacks return their top three scorers from a year ago (Jackson, Cosper, Danberry)
- ▶ The Razorbacks return 70.3 percent of its rebounding including three of the top four from last year
- ▶ In 2016-17 Arkansas averaged 77.7 ppg and 38.3 rpg
- ▶ Jackson and Cooley are currently the top scorers and are among the top rebounders

## DEEP BENCH-WITH EXPERIENCE

Last season, Arkansas had just three returners who had played minutes for head coach Jimmy Dykes. This year, the Razorbacks return nine players who saw action in games last season. The returners have 290 combined games of experience, 2,367 career points and 1,065 career rebounds prior to the 2016-17 season.

- ▶ Arkansas welcomed eight newcomers in 2015-16 and was the youngest team in the SEC and fifth-youngest in the country in terms of current players with minutes under the current head coach.
- ▶ This year, the Razorbacks return nine of 12 players from a year ago and have two seniors on the roster making them much more experienced than a year ago.

## 20+ POINT GAMES

- ▶ As a junior, Jessica Jackson had eight 20+ point games.
- ▶ Jackson has had two 20+ point games this year and has 23 for her career
- ▶ Devin Cosper has had one 20+ point game in her career (as a freshman)
- ▶ Jackson's 20+ point games over the last two seasons include:
  - ▶ **2015-16:** 20 vs. Sam Houston State; 24 at South Dakota State; 29 vs. Tulsa; 22 versus Louisiana; 22 vs. Mississippi Valley State; 20 at No. 5 Mississippi State; 25 vs. No. 13 Tennessee; 20 vs. Alabama;
  - ▶ **2016-17:** 20 vs. Sam Houston State; 22 at Tulsa

## DOUBLE DIGIT SCORING IN THE FIRST HALF IN 2016-17

- ▶ Malica Monk was the first player to score in double figures in the first half of a game with 10 points against Sam Houston State.
- ▶ Jessica Jackson scored in double figures in the first half against Stetson with 11, against Navy with 14 points and at Tulsa with 10 points.
- ▶ Jessica Jackson had 10 points in the first quarter against Stetson. It is the second time in her career she had double figure points in the 1Q
- ▶ Jessica Jackson added a third time with 10 points in 1Q at Tulsa
- ▶ Alecia Cooley had 10 points in the first half against Memphis.

## TOUGH SCHEDULE IN 2016-17

The SEC is always a tough place to play and this year is no exception

- Arkansas faces seven ranked (as of 11/28/16) opponents for eight games in SEC play
- This includes No. 3 South Carolina, No. 6 Mississippi State, No. 17 Kentucky, No. 19 Florida, No. 22 Tennessee, No. 23 Auburn and No. 25 Texas A&M
- The Razorbacks have a stretch in which five of six opponents are ranked or getting votes
- Three of those contests are on the road
- The SEC sent nine teams to the NCAA Tournament and one other to the WNIT last season

It's not just the SEC either. The Razorbacks have put together a non-conference schedule that will allow the team to find itself while getting tough for league play:

- Arkansas hosted WNIT Champ South Dakota
- The Razorbacks travel to Missouri State who took part in last year's NCAA Tournament

## PREVIOUS GAME NOTES

- ▶ The win over Stetson denied the Hatters a 5-0 start for the first time in program history.
- ▶ The win over South Dakota snapped an eight-game winning streak. That was the second-longest winning streak in the nation at that time.
- ▶ Jessica Jackson scored 10 of her 19 points in the first quarter versus Stetson, her second career game with 10 first-quarter points, giving her double-figure scoring games in each of the first four contests this season.
- ▶ Jessica Jackson has scored in double figures in the first seven games and had her third game of the year (Stetson, Navy) with 10 or more points in the first quarter at Tulsa.
- ▶ Malica Monk scored a career-high 18 points, including 10 points in the second half. She was 6-of-10 from the floor and a perfect 6-of-6 from the free-throw line against Stetson.
- ▶ Arkansas held Tulsa to season lows in field-goal percentage (29.7 percent), 3-point field-goal percentage (14.3 percent) and scoring (50 points).
- ▶ Arkansas defeated Tulsa 57-50, when trailing 39-34 after three quarters. Since the NCAA switched to four quarters for the 2015-16 season, the only other time that Arkansas won when trailing after three quarters was Feb. 18, 2016, at home against Alabama, when Arkansas trailed 51-48 and came back to win 69-67.

## A MAJOR ACCOMPLISHMENT

Alecia Cooley	Communication
Devin Cosper	Communication
Briunna Freeman	Psychology
Jessica Jackson	Rec. & Sport Management
Jailyn Mason	Journalism: News/Editorial
Malica Monk	Rec. & Sport Management
Yasmeen Ratliff	Apparel Merch./Product Dev.
Tatiana Smith	Criminal Justice
Sydney Stout	Management
Keiryn Swenson	Accounting
Kiara Williams	Agricultural Business
Aaliyah Wilson	Pre-Physical Therapy
Bailey Zimmerman	Apparel Merch./Product Dev.

## AP TOP 25 (11.28.16)

RK	TEAM	RECORD	PTS
1	Notre Dame (16)	6-0	803
2	Connecticut (14)	4-0	797
<b>3</b>	<b>South Carolina (3)</b>	<b>5-0</b>	<b>766</b>
4	Baylor	7-1	725
5	Maryland	6-0	694
<b>6</b>	<b>Mississippi State</b>	<b>7-0</b>	<b>636</b>
7	Louisville	6-1	634
8	Florida State	6-1	551
9	Ohio State	5-2	546
10	UCLA	5-1	541
11	Stanford	6-1	479
12	Oklahoma	5-0	445
13	Washington	6-1	423
14	Texas	2-2	400
15	DePaul	5-1	318
16	West Virginia	7-0	303
<b>17</b>	<b>Kentucky</b>	<b>5-1</b>	<b>276</b>
18	Miami	5-1	245
<b>19</b>	<b>Florida</b>	<b>4-1</b>	<b>192</b>
20	Syracuse	4-3	146
21	Colorado	6-0	116
<b>22</b>	<b>Tennessee</b>	<b>3-2</b>	<b>99</b>
<b>23</b>	<b>Auburn</b>	<b>6-1</b>	<b>70</b>
24	Oregon State	3-1	69
<b>25</b>	<b>Texas A&amp;M</b>	<b>5-0</b>	<b>68</b>

Others receiving votes: South Florida 51, Oregon 49, Arizona State 45, Michigan State 36, Virginia Tech 33, Georgia Tech 30, Marquette 26, Michigan 22, California 20, Northwestern 18, Green Bay 10, Oklahoma State 7, South Dakota State 7, Gonzaga 7, Kansas State 6, **Missouri 6**, Duke 5, Boise State 5

## USA TODAY COACHES POLL

(11.29.16)

RK	TEAM	RECORD	PTS
1	Notre Dame (18)	6-0	779
2	Connecticut (11)	4-0	770
<b>3</b>	<b>South Carolina (3)</b>	<b>5-0</b>	<b>751</b>
4	Baylor	7-1	680
5	Maryland	6-0	679
<b>6</b>	<b>Mississippi State</b>	<b>7-0</b>	<b>624</b>
7	Louisville	6-1	614
8	Florida State	6-1	570
9	UCLA	5-1	520
10	Ohio State	5-2	517
11	Stanford	6-1	469
12	Oklahoma	5-0	452
13	Washington	6-1	412
14	DePaul	5-1	334
15	Texas	2-2	326
16	Miami	5-1	255
17	West Virginia	7-0	244
18	Oregon State	3-1	191
<b>19</b>	<b>Texas A&amp;M</b>	<b>5-0</b>	<b>156</b>
<b>20</b>	<b>Kentucky</b>	<b>5-1</b>	<b>140</b>
21	Syracuse	4-3	126
22	Michigan State	6-1	120
23	Florida	4-1	105
24	Arizona State	3-2	90
<b>25</b>	<b>Tennessee</b>	<b>3-2</b>	<b>88</b>

Others receiving votes: South Florida 77, Michigan 74, California 55, Georgia Tech 34, Virginia Tech 32, Green Bay 28, South Dakota State 20, Oregon 14, **Auburn 10**, Oklahoma State 9, Colorado 8, Duke 6, Temple 6, Marquette 5, **Missouri 3**, Gonzaga 2, Pittsburgh 2, UT-Arlington 1, Virginia 1, Tulane 1

## STATS & STANDINGS

TEAM	SEC			OVERALL		
	W	L	PCT.	W	L	PCT.
Alabama	0	0	.000	6	0	1.000
<b>ARKANSAS</b>	<b>0</b>	<b>0</b>	<b>.000</b>	<b>7</b>	<b>0</b>	<b>1.000</b>
Mississippi State	0	0	.000	7	0	1.000
South Carolina	0	0	.000	6	0	1.000
Kentucky	0	0	.000	6	1	.857
Ole Miss	0	0	.000	6	1	.857
Florida	0	0	.000	5	1	.833
Texas A&M	0	0	.000	5	1	.833
Vanderbilt	0	0	.000	5	1	.833
Auburn	0	0	.000	6	2	.750
Georgia	0	0	.000	5	2	.714
LSU	0	0	.000	5	2	.714
Missouri	0	0	.000	5	2	.714
Tennessee	0	0	.000	4	2	.667

## SEC & NCAA STATS (12/2/16)

CATEGORY (All Games)	SEC*	NCAA
Assist/Turnover Ratio	3 (1.13)	45
Assists	3 (107)	40
Fewest Turnovers	4 (95)	116
Field Goal Percentage	4 (47.3)	23
Free Throw Attempts	4 (139)	48
Free Throws Made	5 (96)	47
Rebound Margin	4 (12.0)	18
Rebounds	1 (294)	48
Scoring Offense	5 (75.7)	56
3-Point FG Defense	4 (25.2)	40
3-Point FG Made	2 (42)	97
3-Point FG Per Game	4 (6.0)	143
3-Point FG Percentage	2 (37.8)	32
Turnovers Per Game	4 (14.6)	43
Win Loss Percentage	1 (100.0)	1

## INDIVIDUAL

CATEGORY (All Games)	SEC*	NCAA
Blocked Shots   Alecia Cooley	5 (10)	94
FG Attempts   Jessica Jackson	3 (100)	50
Field Goals Made   Jessica Jackson	3 (43)	66
Final Points   Jessica Jackson	2 (117)	65
Free Throw Pct   Malica Monk	2 (90.9)	32
Steals   Malica Monk	5 (15)	96

\*Top five only

## SEC SCHEDULE

### December

#### 3 (Saturday)

15-Texas Tech at Arkansas (SEC Network)	3:00 p.m. CT
17-Florida vs Long Beach State	TBA
15-Georgia at Oklahoma State	TBA
15-Mississippi State at Iowa State (FSN)	1:30 p.m. CT
16-Vanderbilt vs Utah Valley/SIU	TBA

#### 4 (Sunday)

15-Kansas at Alabama (SEC Network)	11:00 a.m. CT
17-Florida vs Arizona State/Boston	1:30/4 p.m. ET
15-TCU at LSU (SEC Network)	1:00 p.m. CT
15-Ole Miss at West Virginia	3:00 p.m. CT
Kentucky at Louisville	2:00 p.m. ET
Missouri at IUPUI	1:00 p.m. CT
South Carolina at Duke	2:00 p.m. ET
15-Baylor at Tennessee (ESPN2)	2:00 p.m. ET

#### 5 (Monday)

Furman at Georgia (SECN+)	7:00 p.m. ET
Texas A&M at SMU	7:00 p.m. CT
Tulane at Vanderbilt (SECN+)	7:00 p.m. CT

## ABOUT OUR OPPONENT

### TEXAS TECH RAIDERS

- ▶ Texas Tech enters the game with a 4-2 overall record and is 0-2 in road games
- ▶ Texas Tech has faced one SEC team this year, Texas A&M, losing in overtime in College Station, 98-90
- ▶ Reece Caldwell leads the team with 18.0 ppg followed by Arella Guirantes with 15.0 ppg and Jada Terry with 14.5 ppg
- ▶ Guirantes is the team leader with 7.2 rpg followed by Jada with 7.0 rpg this season
- ▶ The Lady Raiders have outscored opponents in the first, third and fourth quarters

### THE SEC/BIG 12 CHALLENGE (#SECBIG12)

- ▶ This is the third season for the SEC/Big 12 Challenge
- ▶ Arkansas defeated Oklahoma (NLR) in 2014 and fell to No. 5 Texas (OKC) in 2015
- ▶ The challenge expands from four teams the first two seasons (Arkansas, Texas A&M, Oklahoma & Texas) to 20 teams this year
- ▶ The inaugural challenge was held in 2014 in Little Rock, Ark., and featured a top 5 matchup with No. 3 Texas squaring off against No. 4 Texas A&M. Oklahoma and Arkansas, who were both receiving votes in the Associated Press Poll, played in the second game.



The conferences split the Challenge with the two games decided by a total of nine points

### 2016 SEC/Big 12 Women's Basketball Challenge Match ups

- Baylor at Tennessee
- Mississippi State at Iowa State
- Kansas at Alabama
- Auburn at Kansas State
- Oklahoma at Kentucky
- Georgia at Oklahoma State
- TCU at Florida
- South Carolina at Texas
- Texas Tech at Arkansas**
- Ole Miss at West Virginia

### 2017 Big 12/SEC Women's Basketball Challenge Match ups

- Kentucky at Baylor
- Iowa State at Vanderbilt
- Arkansas at Kansas**
- Kansas State at Missouri
- Florida at Oklahoma
- Oklahoma State at Mississippi State
- Alabama at TCU
- Texas at Georgia
- LSU at Texas Tech
- West Virginia at Texas A&M

### SERIES NOTES

- ▶ Arkansas leads 17-9
- ▶ In Fayetteville: 10-0 | In Lubbock: 4-5 | Neutral: 3-4
- ▶ Arkansas is 4-1 in last 5 meetings
- ▶ Arkansas lost the most recent meeting with the Lady Raiders, 75-60 in Fayetteville in 2009

	ARK	TTU
Scoring	530	449
PPG	75.7	74.8
Margin	+19.7	+7.7
Field Goals	196	179
Attempted	414	402
Pct	.473	.445
3-Point FG	42	40
Attempted	111	105
3PTPG	6.0	6.7
Pct.	.378	.381
Free Throws	96	51
Attempted	139	87
FTPG	13.7	8.5
Pct.	.691	.586
Rebounds	294	268
RPG	42.0	44.7
Margin	+12.0	+2.2
Assists	107	81
APG	15.3	13.5
Turnovers	95	83
TPG	13.6	13.8
TO Margin	+1.4	-0.5
Steals	54	44
SPG	7.7	7.3
Blocks	22	36
BPG	23.1	6.0

## ARKANSAS RECORD WHEN ...

.....	'16-'17	Dykes
Scoring First.....	5-0	NA
Leading at Halftime.....	5-0	29-8
Tied at Halftime.....	1-0	3-0
Trailing at Halftime .....	1-0	5-24
Shoots 45% or better.....	4-0	12-0
Shoots less than 45%.....	3-0	25-32
Outrebounds opponent.....	6-0	29-7
Ties opponent rebounds.....	0-0	2-3
Outrebounded by opponent .....	1-0	5-22
Fewer Turnovers.....	3-0	19-16
Same number of turnovers.....	0-0	4-4
More TOs than opponent .....	4-0	14-12
Overall.....	7-0	37-32
Home .....	4-0	23-10
Road.....	1-0	8-17
Neutral .....	2-0	6-5
Nonconference .....	7-0	25-13
Nonconference home .....	4-0	13-4
Nonconference away .....	1-0	5-4
Nonconference neutral.....	2-0	6-5
In November .....	7-0	15-4
In December .....	x	7-6
In January.....	x	6-11
In February.....	x	7-7
In March.....	x	2-4
On Monday .....	1-0	5-1
On Tuesday .....	x	x
On Wednesday.....	1	3-2
On Thursday .....	1-0	9-10
On Friday .....	2-0	6-3
On Saturday.....	1-0	2-1
On Sunday .....	1-0	12-15

## 2016-17 Margin of Victory/Defeat

	1	2	3	4	5	6	7	8	9	10	11-15	16-19	20+
Wins	-	-	2	-	-	-	1	-	-	-	-	1	3
Losses	-	-	-	-	-	-	-	-	-	-	-	-	0

### Most First Period Points

2016-17	25	SHSU (11-11-16)
All-Time	27	SELA (11-13-15)
Opponent	25	SDSU (11-18-15)

### Most Third Period Points

2016-17	34	ULM (11-13-16)
All-Time	34	ULM (11-13-16)
Opponent	29	at #2 S. Carolina (1-3-16)

### Fewest First Period Points

2016-17	20	Stetson (11-21-16)
All-Time	3	#5/6 Texas (12-20-15)
Opponent	6	SHSU (11-11-16)

### Fewest Third Period Points

2016-17	8	at Tulsa (11-30-16)
All-Time	7	at #2 SC (1-3-16)
Opponent	4	LSU (1-21-16)

### Most Second Period Points

2016-17	25	Stetson (11-21-16)
All-Time	25	Stetson (11-21-16)
Opponent	35	at #2 S. Carolina (1-3-16)

### Most Fourth Period Points

2016-17	23*	at Tulsa (11-30-16)
All-Time	32	Tulsa (11-23-15)
Opponent	27	Georgia (2-25-16)

### Fewest Second Period Points

2016-17	5	at Tulsa (11-30-16)
All-Time	5	at Tulsa (11-30-16)
Opponent	5	#5/6 Texas (12-20-15)

### Fewest Fourth Period Points

2016-17	14	Navy (11-26-16)
All-Time	5	#7 Ore. St. (11-28-15)
Opponent	10	#24 Missouri (1-17-16)*

### Most First Half Points

2016-17	46	Memphis (11-25-16)
All-Time	65	Tenn State (11-27-88)
Opponent	63	Texas (1-9-89)

### Largest Margin of Victory

2016-17	46	ULM (11-13-16)
All-Time	79	(108-29) B Wesleyan (2-18-77)
Opponent	54	(28-82) La Tech (11-30-78)

### Fewest First Half Points

2016-17	26	at Tulsa (11-30-16)
All-Time	11	at Missouri (3-1-15)*
Opponent	8	Montana State (1-5-03)

### \*Most Recent

### Jump Balls Won

Arkansas	5
Opponent	2

### 1H Double Figures

Jackson	3
Monk	1
Cooley	1

### 20+ Points

Jackson	2
---------	---

### Scored First Points

Jackson	4
Zimmerman	2
Mason	1

### 1Q Double Figures

Jackson	3
---------	---

### 10+ Rebounds

Cooley	1
--------	---

### First Off The Bench

Danberry	3
Freeman	2
Aailyah Wilson	2
Swenson	1
Cosper	1

### Rebounding Leader

Jackson	4
Cooley	4
Swenson	1
Zimmerman	1

### Double-Doubles

Cooley	1
--------	---

### Points Leader

Jackson	6
Cooley	1
Swenson	1
Monk	1

### Charges Drawn

Jackson	7
Cooley	4
Monk	4
Freeman	3
Mason	2
Swenson	3
Danberry	1

### Forced 10-Second Violations

Monk	2
Jackson	1
Swenson	1
Wilson	1
Forced 10-Second Violations	1

### 3-Point Leader

Jackson	5
Swenson	2
Zimmerman	2
Mason	1
Wilson	1

### 15+ Points

Jackson	4
Monk	1

### Forced Opponent Shot Clock Violations

8
---





**@RazorbackWBB STATISTICS**  
 ARKANSAS Combined Team Statistics (as of Nov 30, 2016)  
**All games**

<b>RECORD:</b>	<b>OVERALL</b>	<b>HOME</b>	<b>AWAY</b>	<b>NEUTRAL</b>
ALL GAMES	7-0	4-0	1-0	2-0
CONFERENCE	0-0	0-0	0-0	0-0
NON-CONFERENCE	7-0	4-0	1-0	2-0

#	Player	gp-gs	min	avg	Total		3-Point		F-Throw		Rebounds				pf	dq	a	to	blk	stl	pts	avg
					fg-fga	fg%	3fg-fga	3fg%	ft-fta	ft%	off	def	tot	avg								
00	JACKSON, Jessica	7-7	202	28.9	43-100	.430	13-33	.394	18-32	.563	19	26	45	6.4	14	0	11	14	4	3	117	16.7
03	MONK, Malica	7-7	199	28.4	27-45	.600	0-2	.000	20-22	.909	6	13	19	2.7	17	1	26	14	1	15	74	10.6
35	COOLEY, Alecia	7-7	167	23.9	20-40	.500	0-0	.000	22-30	.733	14	33	47	6.7	8	0	9	15	10	3	62	8.9
12	FREEMAN, Briunna	5-0	72	14.4	16-23	.696	0-0	.000	9-14	.643	7	6	13	2.6	8	0	1	6	1	8	41	8.2
14	MASON, Jailyln	7-7	194	27.7	24-52	.462	6-10	.600	2-3	.667	3	24	27	3.9	17	0	20	9	0	4	56	8.0
04	SWENSON, Keiryn	7-0	150	21.4	22-42	.524	8-16	.500	4-6	.667	10	16	26	3.7	9	0	3	3	3	4	56	8.0
22	ZIMMERMAN, Bailey	7-7	154	22.0	13-32	.406	8-22	.364	4-7	.571	8	26	34	4.9	10	0	12	8	0	6	38	5.4
02	WILSON, Aaliyah	4-0	68	17.0	7-23	.304	4-12	.333	2-2	1.000	5	11	16	4.0	6	0	10	9	1	2	20	5.0
24	DANBERRY, Jordan	6-0	72	12.0	8-19	.421	2-3	.667	10-13	.769	10	13	23	3.8	10	0	4	12	0	2	28	4.7
10	WILLIAMS, Kiara	5-0	35	7.0	8-13	.615	0-0	.000	2-6	.333	5	10	15	3.0	6	0	0	1	0	1	18	3.6
21	COSPER, Devin	6-0	74	12.3	7-22	.318	0-10	.000	3-4	.750	1	8	9	1.5	5	0	11	2	1	6	17	2.8
20	STOUT, Sydney	3-0	13	4.3	1-3	.333	1-3	.333	0-0	.000	0	1	1	0.3	3	0	0	0	1	0	3	1.0
Team											10	9	19				2					
Total.....		7	1400		196-414	.473	42-111	.378	96-139	.691	98	196	294	42.0	113	1	107	95	22	54	530	75.7
Opponents.....		7	1400		146-412	.354	31-123	.252	69-97	.711	73	137	210	30.0	125	2	72	105	14	49	392	56.0

TEAM STATISTICS	AR	OPP	Date	Opponent	Score	Att.
SCORING	530	392	11/11/16	SAM HOUSTON STATE	w 71-39	4330
Points per game	75.7	56.0	11/13/16	LA-MONROE	w 92-46	3156
Scoring margin	+19.7	-	11/17/16	SOUTH DAKOTA	w 70-67	1054
FIELD GOALS-ATT	196-414	146-412	11/21/16	STETSON	w 79-62	1179
Field goal pct	.473	.354	! 11/25/16	vs Memphis	w 91-61	1662
3 POINT FG-ATT	42-111	31-123	! 11/26/16	vs NAVY	w 70-67	838
3-point FG pct	.378	.252	11/30/16	at Tulsa	w 57-50	514
3-pt FG made per game	6.0	4.4				
FREE THROWS-ATT	96-139	69-97				
Free throw pct	.691	.711		! = Nugget Classic (Reno, Nev.)		
F-Throws made per game	13.7	9.9		# = SEC/Big 12 Challenge (Fayetteville, Ark.)		
REBOUNDS	294	210		* = Conference game		
Rebounds per game	42.0	30.0				
Rebounding margin	+12.0	-				
ASSISTS	107	72				
Assists per game	15.3	10.3				
TURNOVERS	95	105				
Turnovers per game	13.6	15.0				
Turnover margin	+1.4	-				
Assist/turnover ratio	1.1	0.7				
STEALS	54	49				
Steals per game	7.7	7.0				
BLOCKS	22	14				
Blocks per game	3.1	2.0				
ATTENDANCE	9719	3014				
Home games-Avg/Game	4-2430	1-514				
Neutral site-Avg/Game	-	2-1250				

Score by Periods	1st	2nd	3rd	4th	Totals
ARKANSAS	149	113	128	140	530
Opponents	85	87	100	120	392



**@RazorbackWBB STATISTICS**  
 ARKANSAS Combined Team Statistics (as of Mar 04, 2016)  
**Conference games**



<b>RECORD:</b>	<b>OVERALL</b>	<b>HOME</b>	<b>AWAY</b>	<b>NEUTRAL</b>
ALL GAMES	7-9	6-2	1-7	0-0
CONFERENCE	7-9	6-2	1-7	0-0
NON-CONFERENCE	0-0	0-0	0-0	0-0

#	Player	gp-gs	min	avg	Total		3-Point		F-Throw		Rebounds					pts	avg					
					fg-fga	fg%	3fg-fga	3fg%	ft-fa	ft%	off	def	tot	avg	pf			dq	a	to	blk	stl
00	JACKSON, Jessica	16-16	522	32.6	88-214	.411	24-78	.308	56-76	.737	20	65	85	5.3	52	3	15	40	15	12	256	16.0
21	COSPER, Devin	16-15	446	27.9	55-166	.331	15-54	.278	22-36	.611	4	45	49	3.1	27	0	24	44	0	20	147	9.2
24	DANBERRY, Jordan	16-4	308	19.3	42-116	.362	1-12	.083	27-45	.600	14	28	42	2.6	38	1	43	40	1	14	112	7.0
15	BROOKS, Kelsey	15-10	377	25.1	29-81	.358	17-47	.362	26-36	.722	7	27	34	2.3	29	0	32	27	1	14	101	6.7
33	WOLFF, Melissa	16-16	507	31.7	37-101	.366	0-2	.000	21-32	.656	41	72	113	7.1	42	0	20	35	7	15	95	5.9
35	COOLEY, Alecia	16-16	391	24.4	32-78	.410	0-0	.000	29-37	.784	29	46	75	4.7	30	1	9	17	5	7	93	5.8
03	MONK, Malica	13-2	217	16.7	24-67	.358	1-5	.200	1-2	.500	2	11	13	1.0	32	1	18	26	1	8	50	3.8
04	SWENSON, Keiryn	15-0	187	12.5	14-46	.304	2-12	.167	3-6	.500	20	13	33	2.2	8	0	3	6	2	0	33	2.2
32	WEST, Khadijah	15-0	148	9.9	10-27	.370	0-0	.000	1-5	.200	13	21	34	2.3	29	1	3	11	5	8	21	1.4
12	FREEMAN, Briunna	16-1	120	7.5	7-24	.292	0-0	.000	0-2	.000	11	8	19	1.2	22	0	4	15	1	5	14	0.9
25	SMITH, Tatiyana	2-0	4	2.0	0-0	.000	0-0	.000	0-0	.000	0	0	0	0.0	0	0	0	0	0	0	0	0.0
22	ZIMMERMAN, Bailey	6-0	23	3.8	0-5	.000	0-3	.000	0-2	.000	2	1	3	0.5	1	0	0	3	0	1	0	0.0
Team											31	40	71						5			
Total.....		16	3250		338-925	.365	60-213	.282	186-279	.667	194	377	571	35.7	310	7	171	269	38	104	922	57.6
Opponents.....		16	3251		385-952	.404	84-275	.305	199-275	.724	208	420	628	39.2	283	9	233	263	68	135	1053	65.8

TEAM STATISTICS	AR	OPP	Date	Opponent	Score	Att.
SCORING	922	1053	* 01/03/16	at #2/2 South Carolina	L	32-85
Points per game	57.6	65.8	* 01/07/16	#13/10 TEXAS A&M	w	67-61
Scoring margin	-8.2	-	* 01/10/16	at #5/6 Mississippi State	L	55-80
FIELD GOALS-ATT	338-925	385-952	* 01/14/16	#13/15 TENNESSEE	w	64-59
Field goal pct	.365	.404	* 01/17/16	#24 MISSOURI	w	64-52
3 POINT FG-ATT	60-213	84-275	* 01/21/16	at LSU	w	48-44
3-point FG pct	.282	.305	* 01/24/16	at Auburn	Lot	60-71
3-pt FG made per game	3.8	5.3	* 01/28/16	FLORIDA	Lot	66-71
FREE THROWS-ATT	186-279	199-275	* 01/31/16	NO. 13 MISS STATE	L	55-65
Free throw pct	.667	.724	* 02/04/16	at No. 23 Tennessee	L	57-75
F-Throws made per game	11.6	12.4	* 02/08/16	VANDERBILT	w	57-56
REBOUNDS	571	628	* 02/14/16	at Missouri	L	48-69
Rebounds per game	35.7	39.2	* 02/18/16	ALABAMA	w	69-67
Rebounding margin	-3.6	-	* 02/21/16	at #16/16 KENTUCKY	L	63-77
ASSISTS	171	233	* 02/25/16	at Georgia	L	57-72
Assists per game	10.7	14.6	* 02/28/16	OLE MISS	w	60-49
TURNOVERS	269	263				
Turnovers per game	16.8	16.4	! = San Juan Shootout (San Juan, Puerto Rico)			
Turnover margin	-0.4	-	\$ = Big 12/SEC Challenge			
Assist/turnover ratio	0.6	0.9	* = Conference game			
STEALS	104	135				
Steals per game	6.5	8.4				
BLOCKS	38	68				
Blocks per game	2.4	4.3				
ATTENDANCE	20816	48910				
Home games-Avg/Game	8-2602	8-6114				
Neutral site-Avg/Game	-	0-0				

Score by Periods	1st	2nd	3rd	4th	OT	Totals
ARKANSAS	206	200	252	253	11	922
Opponents	247	243	246	290	27	1053



# JIMMY DYKES

## HEAD COACH

The most successful basketball programs all have a few key elements in common.

### PASSION

They are passionate about the game. The coaches are passionate about their team, the players are passionate about the opportunity to represent their university and the fans are passionate about supporting the program.

### EXCITEMENT

All successful programs are filled with excitement. They are exciting to watch and to be a part of.

### COMMITMENT

It takes a lot of people to make a program successful and they all have to be committed to the effort. It starts with the coaches and staff and extends to the players but the best programs in the country take it further. Everyone who impacts the program, from professors, athletic trainers, academic coordinators, administrators and fans, all have to be willing to work toward the same goal of excellence in all areas.

### PERFORMANCE

Finally, successful teams have to perform at a high level every day. Whether in the classroom, in the community or on the court, doing things the right way is vital to the program's success.

The University of Arkansas made a move March 30, 2014, when they welcomed Jimmy Dykes as the eighth head coach of the Razorback women's basketball team.

### QUICK HITS

- Jimmy Dykes is the eighth head coach in Razorback Women's Basketball History
- Three-year University of Arkansas basketball letterman
- Jimmy Dykes attended high school at Estes Park (Colo.) and Fayetteville HS
- Jimmy Dykes earned his bachelor's degree in speech education at Arkansas in 1985
- Graduated with honors from the University of Arkansas with a 3.54 GPA
- Served under legendary coach Eddie Sutton as an assistant at Arkansas, Kentucky and Oklahoma State

### THE 411 CHRONOLOGY

Head Coach	Years	Record
University of Arkansas	2014-15	18-14, 6-10, NCAA 2nd Round
	2015-16	12-18, 7-9
	2016-17	7-0
<b>TOTAL</b>	<b>2+ seasons</b>	<b>37-32, 13-19 SEC</b>

Assistant Coach	Years	Worked With
University of Arkansas	1984-1985	Eddie Sutton
Sacramento State	1985-86	Bill Brown
Appalachian State University	1986-87	Tom Apke
University of Kentucky	1987-89	Eddie Sutton
University of Arkansas-Little Rock	1989-90	Mike Newell
Oklahoma State University	1990-91	Eddie Sutton

### NATIONAL BASKETBALL ASSOCIATION

1991-1993 | College Scout | Seattle Supersonics

### HIGH SCHOOL

1994-1998; 2003-2004 | Athletic Director | Shiloh Christian

### ESPN/ABC SPORTS | 1995-2014

- Game and studio college men's and women's basketball analyst
- Game analyst for NCAA Women's Basketball Tournament
- Coverage of the WNBA playoffs
- College football sideline reporter

### PERSONAL

- Born: May 3, 1961
- Bachelor's Degree: Arkansas, 1985 in Speech Education
- Family: Wife: Tiffany (Beasley); married in 2002, daughter Kennedy
- Tiffany - an Arkansas graduate, 2003
- Hometown: Tulsa, Oklahoma
- High school at Estes Park HS (Colo.), Fayetteville HS
- Multi-sport athlete

### BY THE NUMBERS

- 37** Career Wins
- 20** SEC Career Wins
- 13** 2015-16 recruiting class rank
- 5** Newcomers for 2016-17
- 1** NCAA Tourney appearance
- 1** NCAA Tournament wins

### DYKES VS. CONFERENCES

- Total: 37-32
- SEC: 14-22 (includes SEC Tournament)
- American: 3-0
- Atlantic Sun: 1-0
- Atlantic-10: 1-0
- Big East: 0-1
- Big 10: 2-2
- Big 12: 1-2
- Conference USA: 1-0
- Mid-Eastern Athletic: 1-0
- MVC: 1-1
- Pac-12: 0-1
- Patriot League: 1-0
- Southland: 6-0/1-0
- SWAC: 2-0
- Summit League: 2-2
- Sun Belt: 1-1



# 00

## 16-17 HIGHS

Points	22 vs. Tulsa, 11-30-16
FGM	9 vs. Tulsa, 11-30-16
FGA	17 vs. Tulsa, 11-30-16
3PM	3 vs. ULM, 11-13-16*
3PA	7 vs. South Dakota, 11-17-16
FTM	5 vs. SHSU, 11-11-16
FTA	7 vs. SHSU, 11-11-16
OREB	3 vs. Tulsa, 11-30-16*
DREB	8 vs. Tulsa, 11-30-16
REB	9 vs. Tulsa, 11-30-16
AST	4 vs. SHSU, 11-11-16
BLK	1 vs. Tulsa, 11-30-16*
STL	2 vs. ULM, 11-13-16
MIN	35 vs. Stetson, 11-21-16

## CAREER HIGHS

Points	31, vs. Ole Miss, 1-19-14*
FGM	11, vs. Ole Miss, 1-19-14*
FGA	25, #13/15 Ky, 2-26-15
3PM	5, #13/15 Ky, 2-26-15*
3PA	11, #13/15 Ky, 2-26-15
FTM	9, at Missouri, 1-5-14
FTA	10, Tulsa, 12-14-14*
OREB	5, SHSU, 11-15-15*
DREB	10, vs. Auburn, 2-2-14
	10, vs. Florida, 1-28-16 OT
REB	13, SHSU, 11-15-15
AST	4, at Mo St, 12-10-14*
	4, vs. Florida, 1-28-16 OT
BLK	5, Tulsa, 12-14-14*
STL	3, vs. Alabama, 1-18-16*
MIN	39, at LSU, 1-21-16*

\*Most Recent

## MISCELLANEOUS

	2016-17	Career
10+ Pts	7	83
15+ Pts	4	62
20+ Pts	2	23
30+ Pts	-	1
10+ Rebs	-	13
15+ Rebs	-	-
2BL-2BL	-	13
5+ Ast	-	--
Led AR in Pts	6	46
Led AR in Reb	2	28
GP/GS	7/7	98/93

## HONORS

- Preseason All-SEC First-Team, '16
- MVP Nugget Classic
- All-SEC Second-Team, '14, '15
- **All-SEC First-Team, '16**
- All-SEC Freshman Team, 2014
- AP All-SEC Hon. Mention, 2014
- AP All-SEC Second-Team, 2015
- SEC First-Year Academic HR, 2014
- CSM.com POW, Jan. 18, 2016

## NOTES

- Just fourth player in program history named to **First-Team All-SEC** in 2016
- Named to coaches **preseason All-SEC First-Team** in 2016-17
- Seven games in double figure scoring as a senior
- Scored in double figures in the first quarter against Stetson and Tulsa
- Nugget Classic MVP in Reno
- Season-best 22 points and nine rebounds against Tulsa



**JESSICA JACKSON**

F | SR | 6-3 | JACKSONVILLE, ARK.

## 16-17 GAME BY GAME

Opponent	Date	gs	min	Total		3-Pointers		Free throws		Rebounds				pf	a	t/o	blk	stl	pts	avg	
				fg-fga	pct	3fg-fga	pct	ft-fa	pct	off	def	tot	avg								
SAM HOUSTON STATE	11/11/16	*	27	6-14	.429	3-4	.750	5-7	.714	3	5	8	8.0	3	4	0	1	0	20	20.0	
LA-MONROE	11/13/16	*	23	5-14	.357	3-5	.600	0-0	.000	2	4	6	7.0	2	0	2	0	2	13	16.5	
SOUTH DAKOTA	11/17/16	*	30	5-15	.333	2-7	.286	2-11	.182	3	4	7	7.0	0	2	4	0	1	14	15.7	
STETSON	11/21/16	*	35	7-16	.438	2-5	.400	3-4	.750	3	4	7	7.0	3	2	0	1	0	19	16.5	
vs Memphis	11/25/16	*	23	5-9	.556	0-2	.000	2-2	1.000	3	3	6	6.8	2	1	2	1	0	12	15.6	
vs NAVY	11/26/16	*	28	6-15	.400	1-4	.250	4-6	.667	2	0	2	6.0	2	2	4	0	0	17	15.8	
at Tulsa	11/30/16	*	36	9-17	.529	2-6	.333	2-2	1.000	3	6	9	6.4	2	0	2	1	0	22	16.7	
Totals			7	202	43-100	.430	13-33	.394	18-32	.563	19	26	45	6.4	14	11	14	4	3	117	16.7

Games played: 7  
 Minutes/game: 28.9  
 Points/game: 16.7  
 FG Pct: 43.0  
 3FG Pct: 39.4  
 FT Pct: 56.3

Rebounds/game: 6.4  
 Assists/game: 1.6  
 Turnovers/game: 2.0  
 Assist/turnover ratio: 0.8  
 Steals/game: 0.4  
 Blocks/game: 0.6

## JACKSON'S CAREER STATISTICS

Season	gp-gs	min/avg	Total		3-Point		F-Throws		Rebounds				Scoring							
			fg-fga	pct	fg-fga	pct	ft-fa	pct	off	def	tot	avg	pf	fo	ast	to	blk	stl	pts	avg
2013-14	30-30	903/30.1	163-385	.423	48-125	.384	111-138	.804	45	136	181	6.0	70	0	40	51	45	24	485	16.2
2014-15	32-29	1032/32.2	161-431	.374	56-163	.344	99-126	.786	61	139	200	6.3	86	2	30	96	33	27	477	14.9
2015-16	29-27	920/31.7	170-418	.407	48-150	.320	89-121	.736	51	132	183	6.3	76	3	30	70	33	15	477	16.4
2016-17	7-7	202/28.9	43-100	.430	13-33	.394	18-32	.563	19	26	45	6.4	14	0	11	14	4	3	117	16.7
TOTAL	98-93	3057/31.2	537-1334	.403	165-471	.350	317-417	.760	176	433	609	6.2	246	5	111	231	115	69	1556	15.9



# 2

## NOTES

- Second-ever McDonald's All-American to join team out of HS
- Missed start of season with illness
- First career game with double figure scoring with 10 points against Memphis



**AALIYAH WILSON**  
F | FR | 5-10 | MUSKOGEE, OKLA.

## 16-17 HIGHS

Points	10 vs. Memphis, 11-25-16
FGM	4 vs. Memphis, 11-25-16
FGA	9 vs. Memphis, 11-25-16
3PM	2 vs. Memphis, 11-25-16
3PA	4 vs. Tulsa, 11-30-16*
FTM	2 vs. Navy, 11-26-16
FTA	2 vs. Navy, 11-26-16
OREB	2 vs. Navy, 11-26-16
DREB	5 vs. Tulsa, 11-30-16
REB	6 vs. Tulsa, 11-30-16
AST	4 vs. Navy, 11-26-16*
BLK	1 vs. Navy, 11-26-16
STL	2 vs. Navy, 11-26-15
MIN	23 vs. Navy, 11-26-15

\*Most Recent

## CAREER HIGHS

Points	10 vs. Memphis, 11-25-16
FGM	4 vs. Memphis, 11-25-16
FGA	9 vs. Memphis, 11-25-16
3PM	2 vs. Memphis, 11-25-16
3PA	4 vs. Tulsa, 11-30-16*
FTM	2 vs. Navy, 11-26-16
FTA	2 vs. Navy, 11-26-16
OREB	2 vs. Navy, 11-26-16
DREB	5 vs. Tulsa, 11-30-16
REB	6 vs. Tulsa, 11-30-16
AST	4 vs. Navy, 11-26-16*
BLK	1 vs. Navy, 11-26-16
STL	2 vs. Navy, 11-26-15
MIN	23 vs. Navy, 11-26-15

\*Most Recent

## MISCELLANEOUS

	2016-17	Career
10+ Pts	1	1
15+ Pts	-	-
20+ Pts	-	-
10+ Rebs	-	-
15+ Rebs	-	-
Double-Double	-	-
5+ Ast	-	-
Led AR in Pts	-	-
Led AR in Reb	-	-
GP/GS	4/-	4/-

## HONORS

- TBA

## 16-17 GAME BY GAME

Opponent	Date	gs	min	Total		3-Pointers		Free throws		Rebounds				pf	a	t/o	blk	stl	pts	avg
				fg-fga	pct	3fg-fga	pct	ft-fa	pct	off	def	tot	avg							
SAM HOUSTON STATE	11/11/16		dnp	-	-	-	-	-	-	-	-	-	-	-	-	-	-	-	-	-
LA-MONROE	11/13/16		dnp	-	-	-	-	-	-	-	-	-	-	-	-	-	-	-	-	-
SOUTH DAKOTA	11/17/16		dnp	-	-	-	-	-	-	-	-	-	-	-	-	-	-	-	-	-
STETSON	11/21/16	7	1-4	.250	1-1	1.000	0-0	.000	1	2	3	3.0	0	2	0	0	0	3	3.0	
vs Memphis	11/25/16	20	4-9	.444	2-4	.500	0-0	.000	1	2	3	3.0	3	4	3	0	0	10	6.5	
vs NAVY	11/26/16	23	1-4	.250	1-3	.333	2-2	1.000	2	2	4	3.3	0	4	4	1	2	5	6.0	
at Tulsa	11/30/16	18	1-6	.167	0-4	.000	0-0	.000	1	5	6	4.0	3	0	2	0	0	2	5.0	
Totals		0	68	7-23	.304	4-12	.333	2-2	1.000	5	11	16	4.0	6	10	9	1	2	20	5.0

Games played: 4  
Minutes/game: 17.0  
Points/game: 5.0  
FG Pct: 30.4  
3FG Pct: 33.3  
FT Pct: 100.0

Rebounds/game: 4.0  
Assists/game: 2.5  
Turnovers/game: 2.3  
Assist/turnover ratio: 1.1  
Steals/game: 0.5  
Blocks/game: 0.3

## WILSON'S CAREER STATISTICS

Season	gp-gs	min/avg	Total		3-Point		F-Throws		Rebounds				Scoring							
			fg-fga	pct	fg-fga	pct	ft-fa	pct	off	def	tot	avg	pf	fo	ast	to	blk	stl	pts	avg
2016-17	4-0	68/17.0	7-23	.304	4-12	.333	2-2	1.000	5	11	16	4.0	6	0	10	9	1	2	20	5.0
TOTAL	4-0	68/17.0	7-23	.304	4-12	.333	2-2	1.000	5	11	16	4.0	6	0	10	9	1	2	20	5.0

# 3

## NOTES

- Opened 2016-17 as a starter
- Five games with 25+ minutes played
- Scored 12 points in season opener vs. SHSU
- Posted a career-best with 18 points against Stetson
- Four games with double digit scoring
- Two games with five or more assists



**MALICA MONK**

G | SO | 5-5 | N. LITTLE ROCK, ARK.

## 16-17 HIGHS

Points	18 vs. Stetson, 11-21-16
FGM	6 vs. Stetson, 11-21-16
FGA	10 vs. Stetson, 11-21-16
3PM	0
3PA	1 vs. Memphis, 11-25-16*
FTM	6 vs. Stetson, 11-21-16
FTA	6 vs. Stetson, 11-21-16*
OREB	3 vs. ULM, 11-13-16
DREB	4 vs. Tulsa, 11-30-16
REB	5 vs. ULM, 11-13-16
AST	7 vs. Memphis, 11-25-16
BLK	1 vs. ULM, 11-13-16
STL	4 vs. Memphis, 11-25-16
MIN	36 vs. Stetson, 11-21-16

## CAREER HIGHS

Points	18 vs. Stetson, 11-21-16
FGM	6 vs. Stetson, 11-21-16
FGA	10 vs. Stetson, 11-21-16
3PM	0
3PA	1 vs. Memphis, 11-25-16*
FTM	6 vs. Stetson, 11-21-16
FTA	6 vs. Stetson, 11-21-16*
OREB	3 vs. ULM, 11-13-16
DREB	4 vs. Tulsa, 11-30-16
REB	5 vs. ULM, 11-13-16
AST	7 vs. Memphis, 11-25-16
BLK	1 vs. ULM, 11-13-16
STL	4 vs. Memphis, 11-25-16
MIN	36 vs. Stetson, 11-21-16

\*Most Recent

## 16-17 GAME BY GAME

Opponent	Date	gs	min	Total		3-Pointers		Free throws		Rebounds				pf	a	t/o	blk	stl	pts	avg	
				fg-fga	pct	3fg-fga	pct	ft-fa	pct	off	def	tot	avg								
SAM HOUSTON STATE	11/11/16	*	27	5-7	.714	0-0	.000	2-2	1.000	0	2	2	2.0	2	3	1	0	2	12	12.0	
LA-MONROE	11/13/16	*	25	2-3	.667	0-0	.000	5-6	.833	3	2	5	3.5	1	2	1	1	3	9	10.5	
SOUTH DAKOTA	11/17/16	*	34	5-10	.500	0-0	.000	2-2	1.000	1	1	2	3.0	3	4	2	0	4	12	11.0	
STETSON	11/21/16	*	36	6-10	.600	0-1	.000	6-6	1.000	0	3	3	3.0	2	5	4	0	1	18	12.8	
vs Memphis	11/25/16	*	21	5-7	.714	0-1	.000	3-4	.750	2	1	3	3.0	1	7	2	0	4	13	12.8	
vs NAVY	11/26/16	*	22	2-2	1.000	0-0	.000	0-0	.000	0	0	0	2.5	5	1	2	0	0	4	11.3	
at Tulsa	11/30/16	*	34	2-6	.333	0-0	.000	2-2	1.000	0	4	4	2.7	3	4	2	0	1	6	10.6	
Totals			7	199	27-45	.600	0-2	.000	20-22	.909	6	13	19	2.7	17	26	14	1	15	74	10.6

Games played: 7  
 Minutes/game: 28.4  
 Points/game: 10.6  
 FG Pct: 60.0  
 3FG Pct: 0.0  
 FT Pct: 90.9

Rebounds/game: 2.7  
 Assists/game: 3.7  
 Turnovers/game: 2.0  
 Assist/turnover ratio: 1.9  
 Steals/game: 2.1  
 Blocks/game: 0.1

## MISCELLANEOUS

	2016-17	Career
10+ Pts	4	6
15+ Pts	1	2
20+ Pts	-	-
10+ Rebs	-	-
15+ Rebs	-	-
Double-Double	-	-
5+ Ast	2	4
Led AR in Pts	1	1
Led AR in Reb	-	-
GP/GS	7/7	34/12

## HONORS

• TBA

## MONK'S CAREER STATISTICS

Season	gp-gs	min/avg	Total		3-Point		F-Throws		Rebounds				Scoring							
			fg-fga	pct	fg-fga	pct	ft-fa	pct	off	def	tot	avg	pf	fo	ast	to	blk	stl	pts	avg
2015-16	27-5	461/17.1	48-136	.353	2-10	.200	12-19	.632	6	23	29	1.1	60	2	47	44	5	23	110	4.1
2016-17	7-7	199/28.4	27-45	.600	0-2	.000	20-22	.909	6	13	19	2.7	17	1	26	14	1	15	74	10.6
TOTAL	34-12	660/19.4	75-181	.414	2-12	.167	32-41	.780	12	36	48	1.4	77	3	73	58	6	38	184	5.4

# 4

## NOTES

- Career-best 13 points against ULM
- Bettered that with career-best 16 points in win over Navy
- Five games with 20+ minutes this year
- Tied career-best with six rebounds versus ULM and again versus South Dakota
- Three double figure scoring games



**KEIRYN SWENSON**  
F | SO | 6-1 | WICHITA, KAN.

## 16-17 HIGHS

Points	16 vs. Navy, 11-26-16
FGM	7 vs. Navy, 11-26-16
FGA	12 vs. Navy, 11-26-16
3PM	2 vs. Navy, 11-26-16*
3PA	3 vs. Navy, 11-26-16*
FTM	1 vs. Memphis, 11-25-16*
FTA	2 vs. Stetson, 11-21-16
OREB	5 vs. South Dakota, 11-17-16
DREB	5 vs. Sam Houston St, 11-11-16
REB	6 vs. South Dakota, 11-17-16*
AST	1 vs. Memphis, 11-25-16*
BLK	1 vs. Navy, 11-26-16*
STL	1 vs. Navy, 11-26-16*
MIN	34 vs. Navy, 11-26-16

## CAREER HIGHS

Points	16 vs. Navy, 11-26-16
FGM	7 vs. Navy, 11-26-16
FGA	12 vs. Navy, 11-26-16
3PM	2 vs. Navy, 11-26-16*
3PA	3 vs. Navy, 11-26-16*
FTM	3, SHSU, 11-15-15
FTA	4, SHSU, 11-15-15
OREB	5 vs. South Dakota, 11-17-16*
DREB	6, New Orleans, 12-30-15
REB	6 vs. ULM, 11-13-15
AST	2, SELA, 11-13-15
BLK	1 vs. Navy, 11-26-16*
STL	2, New Orleans, 12-30-15*
MIN	34 vs. Navy, 11-26-16

\*Most Recent

## 16-17 GAME BY GAME

Opponent	Date	gs	min	Total		3-Pointers		Free throws		Rebounds				pf	a	t/o	blk	stl	pts	avg
				fg-fga	pct	3fg-fga	pct	ft-fa	pct	off	def	tot	avg							
SAM HOUSTON STATE	11/11/16		23	2-6	.333	1-3	.333	0-0	.000	0	5	5	5.0	3	1	2	0	1	5	5.0
LA-MONROE	11/13/16		23	5-7	.714	2-3	.667	1-1	1.000	2	4	6	5.5	0	1	0	1	1	13	9.0
SOUTH DAKOTA	11/17/16		18	1-3	.333	0-1	.000	1-2	.500	5	1	6	5.7	0	0	0	1	0	3	7.0
STETSON	11/21/16		20	3-5	.600	2-2	1.000	1-2	.500	1	1	2	4.8	2	0	1	0	1	9	7.5
vs Memphis	11/25/16		20	4-7	.571	1-2	.500	1-1	1.000	1	1	2	4.2	1	1	0	0	0	10	8.0
vs NAVY	11/26/16		34	7-12	.583	2-3	.667	0-0	.000	1	2	3	4.0	1	0	0	1	1	16	9.3
at Tulsa	11/30/16		12	0-2	.000	0-2	.000	0-0	.000	0	2	2	3.7	2	0	0	0	0	0	8.0
Totals		0	150	22-42	.524	8-16	.500	4-6	.667	10	16	26	3.7	9	3	3	3	4	56	8.0

Games played: 7  
Minutes/game: 21.4  
Points/game: 8.0  
FG Pct: 52.4  
3FG Pct: 50.0  
FT Pct: 66.7

Rebounds/game: 3.7  
Assists/game: 0.4  
Turnovers/game: 0.4  
Assist/turnover ratio: 1.0  
Steals/game: 0.6  
Blocks/game: 0.4

## MISCELLANEOUS

	2016-17	Career
10+ Pts	3	3
15+ Pts	1	1
20+ Pts	-	-
10+ Rebs	-	-
15+ Rebs	-	-
Double-Double	-	-
5+ Ast	-	-
Led AR in Pts	1	1
Led AR in Reb	-	1
GP/GS	7/0	36/1

## HONORS

- SEC First-Year Academic Honor Roll ('16)
- Arkansas Academic Champion (4.00 GPA) (Fall 2015, Spring 2016)

## SWENSON'S CAREER STATISTICS

Season	gp-gs	min/avg	Total		3-Point		F-Throws		Rebounds				Scoring							
			fg-fga	pct	fg-fga	pct	ft-fa	pct	off	def	tot	avg	pf	fo	ast	to	blk	stl	pts	avg
2015-16	29-1	373/12.9	27-84	.321	5-21	.238	19-27	.704	34	34	68	2.3	26	0	7	15	4	10	78	2.7
2016-17	7-0	150/21.4	22-42	.524	8-16	.500	4-6	.667	10	16	26	3.7	9	0	3	3	3	4	56	8.0
TOTAL	36-1	523/14.5	49-126	.389	13-37	.351	23-33	.697	44	50	94	2.6	35	0	10	18	7	14	134	3.7

# 10

## NOTES

- Played in four games this year
- Career-best nine points in 14 minutes against ULM



**KIARA WILLIAMS**  
F/C | FR | 6-1 | LITTLE ROCK, ARK.

## 16-17 HIGHS

Points	9 vs. ULM, 11-13-16
FGM	4 vs. ULM, 11-13-16
FGA	6 vs. ULM, 11-13-16
3PM	0
3PA	0
FTM	1 vs. Tulsa, 11-30-16*
FTA	4 vs. ULM, 11-13-16
OREB	2 vs. Memphis, 11-25-16*
DREB	4 vs. Memphis, 11-25-16
REB	6 vs. Memphis, 11-25-16
AST	0
BLK	0
STL	1 vs. SHSU, 11-11-16
MIN	14 vs. ULM, 11-13-16

## CAREER HIGHS

Points	9 vs. ULM, 11-13-16
FGM	4 vs. ULM, 11-13-16
FGA	6 vs. ULM, 11-13-16
3PM	0
3PA	0
FTM	1 vs. Tulsa, 11-30-16*
FTA	4 vs. ULM, 11-13-16
OREB	2 vs. Memphis, 11-25-16*
DREB	4 vs. Memphis, 11-25-16
REB	6 vs. Memphis, 11-25-16
AST	0
BLK	0
STL	1 vs. SHSU, 11-11-16
MIN	14 vs. ULM, 11-13-16

\*Most Recent

## MISCELLANEOUS

	2016-17	Career
10+ Pts	-	-
15+ Pts	-	-
20+ Pts	-	-
10+ Rebs	-	-
15+ Rebs	-	-
Double-Double	-	-
5+ Ast	-	-
Led AR in Pts	-	-
Led AR in Reb	-	-
GP/GS	5/-	5/-

## HONORS

• TBA

## 16-17 GAME BY GAME

Opponent	Date	gs	min	Total		3-Pointers		Free throws		Rebounds				pf	a	t/o	blk	stl	pts	avg
				fg-fga	pct	3fg-fga	pct	ft-fa	pct	off	def	tot	avg							
SAM HOUSTON STATE	11/11/16	5		0-1	.000	0-0	.000	0-0	.000	0	1	1	1.0	0	0	1	0	1	0	0.0
LA-MONROE	11/13/16	14		4-6	.667	0-0	.000	1-4	.250	2	3	5	3.0	4	0	0	0	0	9	4.5
SOUTH DAKOTA	11/17/16	dnp		-	-	-	-	-	-	-	-	-	-	-	-	-	-	-	-	-
STETSON	11/21/16	0		0-0	.000	0-0	.000	0-0	.000	0	0	0	2.0	0	0	0	0	0	0	3.0
vs Memphis	11/25/16	8		3-4	.750	0-0	.000	0-0	.000	2	4	6	3.0	2	0	0	0	0	6	3.8
vs NAVY	11/26/16	dnp		-	-	-	-	-	-	-	-	-	-	-	-	-	-	-	-	-
at Tulsa	11/30/16	8		1-2	.500	0-0	.000	1-2	.500	1	2	3	3.0	0	0	0	0	0	3	3.6
Totals		0	35	8-13	.615	0-0	.000	2-6	.333	5	10	15	3.0	6	0	1	0	1	18	3.6

Games played: 5  
Minutes/game: 7.0  
Points/game: 3.6  
FG Pct: 61.5  
FT Pct: 33.3

Rebounds/game: 3.0  
Turnovers/game: 0.2  
Steals/game: 0.2

## WILLIAMS' CAREER STATISTICS

Season	gp-gs	min/avg	Total		3-Point		F-Throws		Rebounds				Scoring							
			fg-fga	pct	fg-fga	pct	ft-fa	pct	off	def	tot	avg	pf	fo	ast	to	blk	stl	pts	avg
2016-17	5-0	35/7.0	8-13	.615	0-0	.000	2-6	.333	5	10	15	3.0	6	0	0	1	0	1	18	3.6
TOTAL	5-0	35/7.0	8-13	.615	0-0	.000	2-6	.333	5	10	15	3.0	6	0	0	1	0	1	18	3.6



# 12

## NOTES

- Scored career-best 12 points in win over ULM
- Second consecutive game in double figures with 10 points against South Dakota
- Bettered career-best with 13 points in 14 minutes against Navy



**BRIUNNA FREEMAN**  
G | SO | 5-9 | PELHAM, GA.

## 16-17 HIGHS

Points	13 vs. Navy, 11-26-16
FGM	5 vs. Navy, 11-26-16*
FGA	7 vs. ULM, 11-13-16
3PM	0
3PA	0
FTM	3 vs. Navy, 11-26-16
FTA	4 vs. Navy, 11-26-16
OREB	3 vs. ULM, 11-13-16
DREB	3 vs. Navy, 11-26-16
REB	4 vs. Navy, 11-26-16*
AST	1 vs. ULM, 11-13-16
BLK	1 vs. Navy, 11-26-16
STL	5 vs. South Dakota, 11-17-16
MIN	24 vs. ULM, 11-13-16

## CAREER HIGHS

Points	13 vs. Navy, 11-26-16
FGM	5 vs. Navy, 11-26-16*
FGA	9, at Butler, 12-13-15
3PM	0
3PA	0
FTM	3 vs. Navy, 11-26-16*
FTA	4 vs. Navy, 11-26-16*
OREB	4, at Butler, 12-13-15
DREB	4, at Butler, 12-13-15
REB	8, at Butler, 12-13-15
AST	2, MVSU, 12-28-15*
BLK	1 vs. Navy, 11-26-16*
STL	5 vs. Navy, 11-26-16
MIN	29, at Butler, 12-13-15

\*Most Recent

## 16-17 GAME BY GAME

Opponent	Date	gs	min	Total		3-Pointers		Free throws		Rebounds				pf	a	t/o	blk	stl	pts	avg	
				fg-fga	pct	3fg-fga	pct	ft-fa	pct	off	def	tot	avg								
SAM HOUSTON STATE	11/11/16		9	2-3	.667	0-0	.000	2-2	1.000	2	1	3	3.0	2	0	0	0	1	6	6.0	
LA-MONROE	11/13/16		22	5-7	.714	0-0	.000	2-2	1.000	3	1	4	3.5	3	1	1	0	1	12	9.0	
SOUTH DAKOTA	11/17/16		24	4-7	.571	0-0	.000	2-4	.500	0	1	1	2.7	2	0	2	0	5	10	9.3	
STETSON	11/21/16	dnp	-	-	-	-	-	-	-	-	-	-	-	-	-	-	-	-	-	-	
vs Memphis	11/25/16	dnp	-	-	-	-	-	-	-	-	-	-	-	-	-	-	-	-	-	-	
vs NAVY	11/26/16		14	5-5	1.000	0-0	.000	3-4	.750	1	3	4	3.0	1	0	2	1	1	13	10.3	
at Tulsa	11/30/16		3	0-1	.000	0-0	.000	0-2	.000	1	0	1	2.6	0	0	1	0	0	0	8.2	
Totals			0	72	16-23	.696	0-0	.000	9-14	.643	7	6	13	2.6	8	1	6	1	8	41	8.2

Games played: 5  
Minutes/game: 14.4  
Points/game: 8.2  
FG Pct: 69.6  
FT Pct: 64.3

Rebounds/game: 2.6  
Assists/game: 0.2  
Turnovers/game: 1.2  
Assist/turnover ratio: 0.2  
Steals/game: 1.6  
Blocks/game: 0.2

## MISCELLANEOUS

	2016-17	Career
10+ Pts	3	3
15+ Pts	-	-
20+ Pts	-	-
10+ Rebs	-	-
15+ Rebs	-	-
Double-Double	-	-
5+ Ast	-	-
Led AR in Pts	1	1
Led AR in Reb	-	2
GP/GS	5/0	34/3

## HONORS

- Arkansas Academic Honor Roll (3.0-3.49 GPA) (Spring 2016)

## FREEMAN'S CAREER STATISTICS

Season	gp-gs	min/avg	Total		3-Point		F-Throws		Rebounds				Scoring							
			fg-fga	pct	fg-fga	pct	ft-fa	pct	off	def	tot	avg	pf	fo	ast	to	blk	stl	pts	avg
2015-16	29-3	273/9.4	21-70	.300	0-0	.000	5-15	.333	32	28	60	2.1	46	1	13	21	2	13	47	1.6
2016-17	5-0	72/14.4	16-23	.696	0-0	.000	9-14	.643	7	6	13	2.6	8	0	1	6	1	8	41	8.2
TOTAL	34-3	345/10.1	37-93	.398	0-0	.000	14-29	.483	39	34	73	2.1	54	1	14	27	3	21	88	2.6

# 14

## NOTES

- Member of the SEC Women's Basketball Leadership Council
- Played and started all games as a true freshman
- Scored a career-best 10 points in come-from-behind win over 2016 WNIT Champion South Dakota
- Bettered her career-best with 11 points versus Stetson for back-to-back games in double digits
- SEC Freshman of the Week honors Nov. 29 recording 18 points, nine rebounds and seven assists in two games



**JAILYN MASON**  
PG | FR | 5-9 | MASON, OHIO

## 16-17 HIGHS

Points	11 vs. Stetson, 11-21-16
FGM	5 vs. Stetson, 11-21-16
FGA	10 vs. Stetson, 11-21-16
3PM	2 vs. S Dakota, 11-17-16
3PA	3 vs. S Dakota, 11-17-16
FTM	2 vs. S Dakota, 11-17-16
FTA	2 vs. S Dakota, 11-17-16
OREB	1 vs. Tulsa, 11-30-16*
DREB	5 vs. Tulsa, 11-30-16*
REB	6 vs. Tulsa, 11-30-16*
AST	5 vs. Navy, 11-26-16*
BLK	0
STL	3
MIN	36 vs. SHSU, 11-11-16

\* Most Recent

## CAREER HIGHS

Points	11 vs. Stetson, 11-21-16
FGM	5 vs. Stetson, 11-21-16
FGA	10 vs. Stetson, 11-21-16
3PM	2 vs. S Dakota, 11-17-16
3PA	3 vs. S Dakota, 11-17-16
FTM	2 vs. S Dakota, 11-17-16
FTA	2 vs. S Dakota, 11-17-16
OREB	1 vs. Tulsa, 11-30-16*
DREB	5 vs. Tulsa, 11-30-16*
REB	6 vs. Tulsa, 11-30-16*
AST	5 vs. Navy, 11-26-16*
BLK	0
STL	3
MIN	36 vs. SHSU, 11-11-16

\* Most Recent

## MISCELLANEOUS

	2016-17	Career
10+ Pts	2	2
15+ Pts	-	-
20+ Pts	-	-
10+ Rebs	-	-
15+ Rebs	-	-
Double-Double	-	-
5+ Ast	2	2
Led AR in Pts	-	-
Led AR in Reb	-	-
GP/GS	7/7	6/5

## HONORS

- SEC Freshman of the Week (Nov. 29)

## 16-17 GAME BY GAME

Opponent	Date	gs	min	Total		3-Pointers		Free throws		Rebounds				pf	a	t/o	blk	stl	pts	avg	
				fg-fga	pct	3fg-fga	pct	ft-fga	pct	off	def	tot	avg								
SAM HOUSTON STATE	11/11/16	*	36	2-9	.222	1-2	.500	0-0	.000	0	4	4	4.0	1	5	2	0	3	5	5.0	
LA-MONROE	11/13/16	*	18	2-4	.500	0-1	.000	0-0	.000	0	0	0	2.0	4	2	1	0	0	4	4.5	
SOUTH DAKOTA	11/17/16	*	30	3-7	.429	2-3	.667	2-2	1.000	0	2	2	2.0	1	2	0	0	1	10	6.3	
STETSON	11/21/16	*	31	5-10	.500	1-1	1.000	0-1	.000	1	5	6	3.0	1	2	0	0	0	11	7.5	
vs Memphis	11/25/16	*	25	4-7	.571	1-1	1.000	0-0	.000	1	3	4	3.2	3	2	3	0	0	9	7.8	
vs NAVY	11/26/16	*	28	4-7	.571	1-2	.500	0-0	.000	0	5	5	3.5	4	5	1	0	0	9	8.0	
at Tulsa	11/30/16	*	26	4-8	.500	0-0	.000	0-0	.000	1	5	6	3.9	3	2	2	0	0	8	8.0	
Totals			7	194	24-52	.462	6-10	.600	2-3	.667	3	24	27	3.9	17	20	9	0	4	56	8.0

Games played: 7  
Minutes/game: 27.7  
Points/game: 8.0  
FG Pct: 46.2  
3FG Pct: 60.0  
FT Pct: 66.7

Rebounds/game: 3.9  
Assists/game: 2.9  
Turnovers/game: 1.3  
Assist/turnover ratio: 2.2  
Steals/game: 0.6

## MASON'S CAREER STATISTICS

Season	gp-gs	min/avg	Total		3-Point		F-Throws		Rebounds				Scoring							
			fg-fga	pct	fg-fga	pct	ft-fga	pct	off	def	tot	avg	pf	fo	ast	to	blk	stl	pts	avg
2016-17	7-7	194/27.7	24-52	.462	6-10	.600	2-3	.667	3	24	27	3.9	17	0	20	9	0	4	56	8.0
TOTAL	7-7	194/27.7	24-52	.462	6-10	.600	2-3	.667	3	24	27	3.9	17	0	20	9	0	4	56	8.0

# 20

## NOTES

- Played limited minutes in all games



**SYDNEY STOUT**  
F | FR | 6-0 | BIXBY, OKLA.

## 16-17 HIGHS

Points	0
FGM	1 vs. Memphis, 11-25-16
FGA	2 vs. ULM, 11-13-16
3PM	1 vs. Memphis, 11-25-16
3PA	2 vs. ULM, 11-13-16
FTM	0
FTA	0
OREB	0
DREB	1 vs. Memphis, 11-25-16
REB	1 vs. Memphis, 11-25-16
AST	0
BLK	1 vs. ULM, 11-13-16
STL	0
MIN	6 vs. ULM, 11-13-16

\* Most Recent

## CAREER HIGHS

Points	0
FGM	1 vs. Memphis, 11-25-16
FGA	2 vs. ULM, 11-13-16
3PM	1 vs. Memphis, 11-25-16
3PA	2 vs. ULM, 11-13-16
FTM	0
FTA	0
OREB	0
DREB	1 vs. Memphis, 11-25-16
REB	1 vs. Memphis, 11-25-16
AST	0
BLK	1 vs. ULM, 11-13-16
STL	0
MIN	6 vs. ULM, 11-13-16

\* Most Recent

## MISCELLANEOUS

	2016-17	Career
10+ Pts	-	-
15+ Pts	-	-
20+ Pts	-	-
10+ Rebs	-	-
15+ Rebs	-	-
Double-Double	-	-
5+ Ast	-	-
Led AR in Pts	-	-
Led AR in Reb	-	-
GP/GS	3/-	3/-

## HONORS

- TBA

## 16-17 GAME BY GAME

Opponent	Date	gs	min	Total		3-Pointers		Free throws		Rebounds				pf	a	t/o	blk	stl	pts	avg
				fg-fga	pct	3fg-fga	pct	ft-fga	pct	off	def	tot	avg							
SAM HOUSTON STATE	11/11/16		3	0-0	.000	0-0	.000	0-0	.000	0	0	0	0.0	0	0	0	0	0	0	0.0
LA-MONROE	11/13/16		6	0-2	.000	0-2	.000	0-0	.000	0	0	0	0.0	1	0	0	1	0	0	0.0
SOUTH DAKOTA	11/17/16		dnp	-	-	-	-	-	-	-	-	-	-	-	-	-	-	-	-	-
STETSON	11/21/16		dnp	-	-	-	-	-	-	-	-	-	-	-	-	-	-	-	-	-
vs Memphis	11/25/16		4	1-1	1.000	1-1	1.000	0-0	.000	0	1	1	0.3	2	0	0	0	0	3	1.0
vs NAVY	11/26/16		dnp	-	-	-	-	-	-	-	-	-	-	-	-	-	-	-	-	-
at Tulsa	11/30/16		dnp	-	-	-	-	-	-	-	-	-	-	-	-	-	-	-	-	-
Totals		0	13	1-3	.333	1-3	.333	0-0	.000	0	1	1	0.3	3	0	0	1	0	3	1.0

Games played: 3  
Minutes/game: 4.3  
Points/game: 1.0  
FG Pct: 33.3  
3FG Pct: 33.3

Rebounds/game: 0.3  
Blocks/game: 0.3

## STOUT'S CAREER STATISTICS

Season	gp-gs	min/avg	Total		3-Point		F-Throws		Rebounds				Scoring							
			fg-fga	pct	fg-fga	pct	ft-fga	pct	off	def	tot	avg	pf	fo	ast	to	blk	stl	pts	avg
2016-17	3-0	13/4.3	1-3	.333	1-3	.333	0-0	.000	0	1	1	0.3	3	0	0	0	1	0	3	1.0
TOTAL	3-0	13/4.3	1-3	.333	1-3	.333	0-0	.000	0	1	1	0.3	3	0	0	0	1	0	3	1.0

# 21

## NOTES

- Missed first game with a family emergency



**DEVIN COSPER**  
G | SR | 5-10 | COFFEYVILLE, KAN.

## 16-17 HIGHS

Points	8 vs. Memphis, 11-25-16
FGM	4 vs. Memphis, 11-25-16
FGA	7 vs. Memphis, 11-25-16
3PM	0 vs. ULM, 11-13-16
3PA	2 vs. Memphis, 11-25-16*
FTM	2 vs. ULM, 11-13-16
FTA	2 vs. Tulsa, 11-30-16*
OREB	0 vs. ULM, 11-13-16
DREB	2 vs. Navy, 11-26-16*
REB	2 vs. Navy, 11-26-16*
AST	5 vs. ULM, 11-13-16
BLK	1 vs. ULM, 11-13-16
STL	4 vs. ULM, 11-13-16
MIN	18 vs. ULM, 11-13-16

## CAREER HIGHS

Points	17, No. 23 Tenn., 2-4-16*
	17, at Auburn, 1-24-16 OT
FGM	7, MVSU, 12-28-15
FGA	17, at Butler, 12-13-15
	19, at Auburn, 1-24-16 OT
3PM	3, #5/6 Texas, 12-20-15
3PA	9, at Butler, 12-13-15
	9, at Auburn, 1-24-16 OT*
FTM	7, New Orleans, 12-30-15
FTA	8, New Orleans, 12-30-15
OREB	2, MVSU, 12-28-15*
DREB	5, vs. Alabama, 1-18-16*
	5, vs. Florida, 1-28-16 OT*
	8, at Auburn, 1-24-16 OT
REB	6, ORU, 12-10-15
	9, at Auburn, 1-24-16 OT
AST	5, vs. Vanderbilt, 2-8-16
BLK	3, MVSU, 12-28-15
STL	3, at Georgia, 2-26-16*
MIN	37, at Butler, 12-13-15
	42, at Auburn, 1-24-16 OT

\*Most Recent

## 16-17 GAME BY GAME

Opponent	Date	gs	min	Total		3-Pointers		Free throws		Rebounds				pf	a	t/o	blk	stl	pts	avg
				fg-fga	pct	3fg-fga	pct	ft-fta	pct	off	def	tot	avg							
SAM HOUSTON STATE	11/11/16	dnp	-	-	-	-	-	-	-	-	-	-	-	-	-	-	-	-	-	-
LA-MONROE	11/13/16	18	2-5	.400	0-2	.000	2-2	1.000	0	1	1	1.0	0	5	0	1	4	6	6.0	
SOUTH DAKOTA	11/17/16	6	0-1	.000	0-0	.000	0-0	.000	0	2	2	1.5	0	0	0	0	0	0	3.0	
STETSON	11/21/16	9	0-2	.000	0-2	.000	0-0	.000	0	0	0	1.0	0	1	0	0	0	0	2.0	
vs Memphis	11/25/16	17	4-7	.571	0-3	.000	0-0	.000	0	2	2	1.3	4	2	1	0	0	8	3.5	
vs NAVY	11/26/16	15	1-4	.250	0-2	.000	0-0	.000	0	2	2	1.4	0	3	0	0	2	2	3.2	
at Tulsa	11/30/16	9	0-3	.000	0-1	.000	1-2	.500	1	1	2	1.5	1	0	1	0	0	1	2.8	
Totals		0	74	7-22	.318	0-10	.000	3-4	.750	1	8	9	1.5	5	11	2	1	6	17	2.8

Games played: 6  
Minutes/game: 12.3  
Points/game: 2.8  
FG Pct: 31.8  
3FG Pct: 0.0  
FT Pct: 75.0

Rebounds/game: 1.5  
Assists/game: 1.8  
Turnovers/game: 0.3  
Assist/turnover ratio: 5.5  
Steals/game: 1.0  
Blocks/game: 0.2

## MISCELLANEOUS

	2016-17	Career
10+ Pts	-	15
15+ Pts	-	5
20+ Pts	-	1
10+ Rebs	-	-
15+ Rebs	-	-
Double-Double	-	-
5+ Ast	1	2
Led AR in Pts	-	2
Led AR in Reb	-	-
GP/GS	6/0	36/25

## HONORS

- SEC First-Year Academic Honor Roll ('16)
- Arkansas Academic Honor Roll (3.0-3.49 GPA) (Fall 2015, Spring 2016)

## COSPER'S CAREER STATISTICS

Season	gp-gs	min/avg	Total		3-Point		F-Throws		Rebounds				Scoring							
			fg-fga	pct	fg-fga	pct	ft-fta	pct	off	def	tot	avg	pf	fo	ast	to	blk	stl	pts	avg
2015-16	30-25	792/26.4	97-293	.331	25-104	.240	50-72	.694	16	83	99	3.3	57	0	42	74	5	34	269	9.0
2016-17	6-0	74/12.3	7-22	.318	0-10	.000	3-4	.750	1	8	9	1.5	5	0	11	2	1	6	17	2.8
TOTAL	36-25	866/24.1	104-315	.330	25-114	.219	53-76	.697	17	91	108	3.0	62	0	53	76	6	40	286	7.9



# 22

## NOTES

- Played and started all games this season
- Nine points against Sam Houston State is a career best
- Improved her career-best with 11 points on 4-for-6 shooting at Tulsa



**BAILEY ZIMMERMAN**  
G/F | SO | 6-0 | ST. VINCENT, ARK.

## 16-17 HIGHS

Points	11 vs. Tulsa, 11-30-16
FGM	4 vs. Tulsa, 11-30-16
FGA	6 vs. Tulsa, 11-30-16*
3PM	2 vs. Tulsa, 11-30-16*
3PA	5 vs. SHSU, 11-11-16
FTM	1 vs. Tulsa, 11-30-16*
FTA	2 vs. South Dakota, 11-17-16*
OREB	2 vs. ULM, 11-13-16*
DREB	5 vs. Navy, 11-26-16*
REB	7 vs. Navy, 11-26-16*
AST	3 vs. Navy, 11-26-16*
BLK	0
STL	2 vs. Memphis, 11-25-16
MIN	32 vs. SHSU, 11-11-16

\* Most Recent

## CAREER HIGHS

Points	11 vs. Tulsa, 11-30-16
FGM	4 vs. Tulsa, 11-30-16
FGA	9 at Butler, 12-13-15
3PM	2 vs. Tulsa, 11-30-16*
3PA	7, at Butler, 12-13-15
FTM	2 vs. South Dakota, 11-17-16*
FTA	2 vs. Tulsa, 11-30-16*
OREB	3 at Butler, 12-13-15*
DREB	5 vs. Navy, 11-26-16*
REB	7 vs. Navy, 11-26-16*
AST	3 vs. Navy, 11-26-16*
BLK	1 at SDSU, 11-18-15*
STL	2 vs. Memphis, 11-25-16
MIN	32 vs. SHSU, 11-11-16

\*Most Recent

## MISCELLANEOUS

	2016-17	Career
10+ Pts	-	-
15+ Pts	-	-
20+ Pts	-	-
10+ Rebs	-	-
15+ Rebs	-	-
Double-Double	-	-
5+ Ast	-	-
Led AR in Pts	-	-
Led AR in Reb	-	-
GP/GS	6/6	26/7

## HONORS

- Arkansas Athletic Director's List (3.5-3.99 GPA) (Fall 2015)

## 16-17 GAME BY GAME

Opponent	Date	gs	min	Total		3-Pointers		Free throws		Rebounds				pts		avg					
				fg-fga	pct	3fg-fga	pct	ft-fta	pct	off	def	tot	avg	pf	a		t/o	blk	stl		
SAM HOUSTON STATE	11/11/16	*	32	3-6	.500	2-5	.400	1-2	.500	2	3	5	5.0	1	3	1	0	1	9	9.0	
LA-MONROE	11/13/16	*	18	1-7	.143	0-3	.000	1-2	.500	2	5	7	6.0	0	2	0	0	1	3	6.0	
SOUTH DAKOTA	11/17/16	*	15	2-4	.500	2-3	.667	1-2	.500	2	2	4	5.3	3	1	0	0	0	7	6.3	
STETSON	11/21/16	*	24	2-4	.500	1-3	.333	0-0	.000	0	4	4	5.0	1	1	2	0	0	5	6.0	
vs Memphis	11/25/16	*	22	1-4	.250	1-4	.250	0-0	.000	0	3	3	4.6	2	2	2	0	2	3	5.4	
vs NAVY	11/26/16	*	13	0-1	.000	0-1	.000	0-0	.000	1	6	7	5.0	2	3	1	0	1	0	4.5	
at Tulsa	11/30/16	*	30	4-6	.667	2-3	.667	1-1	1.000	1	3	4	4.9	1	0	2	0	1	11	5.4	
Totals			7	154	13-32	.406	8-22	.364	4-7	.571	8	26	34	4.9	10	12	8	0	6	38	5.4

Games played: 7  
Minutes/game: 22.0  
Points/game: 5.4  
FG Pct: 40.6  
3FG Pct: 36.4  
FT Pct: 57.1

Rebounds/game: 4.9  
Assists/game: 1.7  
Turnovers/game: 1.1  
Assist/turnover ratio: 1.5  
Steals/game: 0.9

## ZIMMERMAN'S CAREER STATISTICS

Season	gp-gs	min/avg	Total		3-Point		F-Throws		Rebounds				Scoring							
			fg-fga	pct	fg-fga	pct	ft-fta	pct	off	def	tot	avg	pf	fo	ast	to	blk	stl	pts	avg
2015-16	20-1	174/8.7	6-48	.125	4-33	.121	7-12	.583	12	9	21	1.1	9	0	4	15	2	4	23	1.2
2016-17	7-7	154/22.0	13-32	.406	8-22	.364	4-7	.571	8	26	34	4.9	10	0	12	8	0	6	38	5.4
TOTAL	27-8	328/12.1	19-80	.238	12-55	.218	11-19	.579	20	35	55	2.0	19	0	16	23	2	10	61	2.3

# 35

## 16-17 HIGHS

Points	13 vs. ULM, 11-13-16
FGM	5 vs. South Dakota, 11-17-16
FGA	8 vs. South Dakota, 11-17-16*
3PM	0
3PA	0
FTM	7 vs. ULM, 11-13-16
FTA	12 vs. ULM, 11-13-16
OREB	3 vs. Navy, 11-26-16*
DREB	8 vs. Memphis, 11-25-16
REB	10 vs. Memphis, 11-25-16
AST	3 vs. Stetson, 11-21-16
BLK	4 vs. Tulsa, 11-30-16*
STL	1 vs. Stetson, 11-21-16*
MIN	31 vs. South Dakota, 11-17-16

\*Most Recent

## CAREER HIGHS

Points	19, ORU, 12-10-15
FGM	8, ORU, 12-10-15
FGA	10, ORU, 12-10-15
	10, vs. Florida, 1-28-16 OT
FTM	7 vs. ULM, 11-13-16
FTA	12 vs. ULM, 11-13-16
OREB	7, #24 Missouri, 1-17-16
DREB	8 vs. Memphis, 11-25-16
REB	10 vs. Memphis, 11-25-16*
	10, vs. Florida, 1-28-16 OT
AST	3 vs. Stetson, 11-21-16
BLK	4 vs. SHSU, 11-11-16
STL	1 vs. Stetson, 11-21-16*
	2, at Auburn, 1-24-16 OT
MIN	33, ORU, 12-10-15
	39, at Auburn, 1-24-16 OT

\*Most Recent

## MISCELLANEOUS


	2016-17	Career
10+ Pts	4	11
15+ Pts	-	2
20+ Pts	-	-
10+ Rebs	1	5
15+ Rebs	-	-
Double-Double	1	4
5+ Ast	-	-
Led AR in Pts	1	4
Led AR in Reb	3	8
GP/GS	6/6	36/34

## HONORS

- Arkansas Academic Honor Roll (3.0-3.49 GPA) (Spring 2016)
- Nugget Classic All-Tournament Team

## NOTES

- Three games in double figure scoring to start the season
- Four games with double digit points
- First double double of the season with 10 points and 11 rebounds against Memphis
- Selected to the Nugget Classic All-Tournament Team
- Two games with four blocks (SHSU, Tulsa)



**ALECIA COOLEY**

C | SR | 6-4 | EVANSTON, ILL.

## 16-17 GAME BY GAME

Opponent	Date	gs	min	Total		3-Pointers		Free throws		Rebounds				pf	a	t/o	blk	stl	pts	avg	
				fg-fga	pct	3fg-fga	pct	ft-fa	pct	off	def	tot	avg								
SAM HOUSTON STATE	11/11/16	*	26	4-8	.500	0-0	.000	4-6	.667	2	3	5	5.0	0	0	2	4	1	12	12.0	
LA-MONROE	11/13/16	*	18	3-5	.600	0-0	.000	7-12	.583	1	5	6	5.5	1	2	1	1	0	13	12.5	
SOUTH DAKOTA	11/17/16	*	31	5-8	.625	0-0	.000	2-2	1.000	1	2	3	4.7	3	1	2	1	0	12	12.3	
STETSON	11/21/16	*	24	1-3	.333	0-0	.000	5-6	.833	3	6	9	5.8	3	3	4	0	1	7	11.0	
vs Memphis	11/25/16	*	26	4-6	.667	0-0	.000	2-2	1.000	3	8	11	6.8	1	2	2	0	0	10	10.8	
vs NAVY	11/26/16	*	18	2-4	.500	0-0	.000	0-0	.000	3	4	7	6.8	0	1	4	0	1	4	9.7	
at Tulsa	11/30/16	*	24	1-6	.167	0-0	.000	2-2	1.000	1	5	6	6.7	0	0	4	0	4	8.9	8.9	
Totals			7	167	20-40	.500	0-0	.000	22-30	.733	14	33	47	6.7	8	9	15	10	3	62	8.9

Games played: 7  
Minutes/game: 23.9  
Points/game: 8.9  
FG Pct: 50.0  
FT Pct: 73.3

Rebounds/game: 6.7  
Assists/game: 1.3  
Turnovers/game: 2.1  
Assist/turnover ratio: 0.6  
Steals/game: 0.4  
Blocks/game: 1.4

## COOLEY'S CAREER STATISTICS

Season	gp-gs	min/avg	Total		3-Point		F-Throws		Rebounds				Scoring							
			fg-fga	pct	fg-fga	pct	ft-fa	pct	off	def	tot	avg	pf	fo	ast	to	blk	stl	pts	avg
2015-16	30-28	699/23.3	74-148	.500	0-0	.000	48-63	.762	50	95	145	4.8	49	2	16	34	11	11	196	6.5
2016-17	7-7	167/23.9	20-40	.500	0-0	.000	22-30	.733	14	33	47	6.7	8	0	9	15	10	3	62	8.9
TOTAL	37-35	866/23.4	94-188	.500	0-0	.000	70-93	.753	64	128	192	5.2	57	2	25	49	21	14	258	7.0

# 42

## NOTES

- Missed start of season with injury



**YASMEEN RATLIFF**  
C | FR | 6-5 | ALPHARETTA, GA.

## 16-17 HIGHS

Points  
FGM  
FGA  
3PM  
3PA  
FTM  
FTA  
OREB  
DREB  
REB  
AST  
BLK  
STL  
MIN

\*Most Recent

## CAREER HIGHS

Points  
FGM  
FGA  
3PM  
3PA  
FTM  
FTA  
OREB  
DREB  
REB  
AST  
BLK  
STL  
MIN

\*Most Recent

## MISCELLANEOUS

	2016-17	Career
10+ Pts	-	-
15+ Pts	-	-
20+ Pts	-	-
10+ Rebs	-	-
15+ Rebs	-	-
Double-Double	-	-
5+ Ast	-	-
Led AR in Pts	-	-
Led AR in Reb	-	-
GP/GS	-	-

## HONORS

- TBA

## 16-17 GAME BY GAME

## RATLIFF'S CAREER STATISTICS



00

**JESSICA JACKSON**  
6-3 | F | SR | Jacksonville, Ark.



2

**AALIYAH WILSON**  
5-10 | G/F | FR | Muskogee, Okla.



3

**MALICA MONK**  
5-5 | G | SO | N. Little Rock, Ark.



4

**KEIRYN SWENSON**  
6-1 | G/F | SO | Wichita, Kan.



10

**KIARA WILLIAMS**  
6-1 | F/C | FR | Little Rock, Ark.



12

**BRIUNNA FREEMAN**  
5-9 | G | SO | Pelham, Ga.



14

**JAILYN MASON**  
5-9 | PG | FR | Mason, Ohio




20

**SYDNEY STOUT**  
6-0 | F | FR | Bixby, Okla.



21

**DEVIN COSPER**  
5-10 | G | JR | Coffeyville, Kan.



22

**BAILEY ZIMMERMAN**  
6-0 | G/F | SO | St. Vincent, Ark.



35

**ALECIA COOLEY**  
6-4 | C | SR | Evanston, Ill.



42

**YASMEEN RATLIFF**  
6-5 | C | FR | Alpharetta, Ga.



HC

**JIMMY DYKES**  
Arkansas, 1985 | 3rd Season



AC

**TARI CUMMINGS**  
Oklahoma State, 2003 | 6th Season



AC

**TOMMY DEFFENBAUGH**  
Drury College, 1985 | 2nd Season



AC

**CHENEL HARRIS**  
Kent State, 2010 | 1st Season